

COLONIAL MUNICIPAL INCOME TRUST  
Form N-Q  
April 27, 2007

**UNITED STATES  
SECURITIES AND EXCHANGE COMMISSION  
Washington, D.C. 20549**

**OMB APPROVAL**  
OMB Number: 3235-0578  
Expires: May 31, 2007  
Estimated average burden hours per  
response.....21.09

**FORM N-Q**

**QUARTERLY SCHEDULE OF PORTFOLIO HOLDINGS OF REGISTERED  
MANAGEMENT INVESTMENT COMPANY**

Investment Company Act file number 811-4992

Colonial Municipal Income Trust  
(Exact name of registrant as specified in charter)

One Financial Center, Boston, Massachusetts  
(Address of principal executive offices)

02111  
(Zip code)

James R. Bordewick, Jr., Esq.  
Columbia Management Advisors, LLC  
One Financial Center  
Boston, MA 02111  
(Name and address of agent for service)

Registrant's telephone number, including area code: 1-617-426-3750

Date of fiscal year end: 11/30/2007

Date of reporting period: 2/28/2007

---

**Item 1. Schedule of Investments.**

---

Edgar Filing: COLONIAL MUNICIPAL INCOME TRUST - Form N-Q


INVESTMENT PORTFOLIO  
February 28, 2007 (Unaudited)

Colonial Municipal Income Trust

**Par (\$)**


**Value (\$)\***

**Municipal Bonds** 149.3%



**EDUCATION 2.2%**

**Education 1.0%**



Edgar Filing: COLONIAL MUNICIPAL INCOME TRUST - Form N-Q

**MI Southfield Economic Development Corp.**

Lawrence University, Series 1998 A, 5.400% 02/01/18	750,000	763,545
---	---------	---------

**PA Higher Education Facilities Authority**

Philadelphia University, Series 2004 A, 5.125% 06/01/25	570,000	592,709
---	---------	---------

**WV University**

Series 2000 A, Insured: AMBAC (a) 04/01/25	750,000	348,600
<b>Education Total</b>		1,704,854

**Prep School 1.2%**

Edgar Filing: COLONIAL MUNICIPAL INCOME TRUST - Form N-Q

<b>CA Statewide Communities Development Authority</b>		
Crossroads School for Arts & Sciences,		
Series 1998,		
6.000% 08/01/28(b)	1,060,000	1,101,923
<b>IL Finance Authority</b>		
Chicago Charter School Foundation,		
Series 2007,		
5.000% 12/01/26	500,000	517,535
<b>MI Summit Academy North</b>		
Series 2005,		
5.500% 11/01/35	250,000	253,660
Prep School Total		1,873,118
<b>EDUCATION TOTAL</b>		<b>3,577,972</b>

**HEALTH CARE 44.1%**  
**Continuing Care Retirement 20.0%**




Edgar Filing: COLONIAL MUNICIPAL INCOME TRUST - Form N-Q

<b>CA La Verne</b>		
Brethren Hillcrest Homes, Series 2003 B, 6.625% 02/15/25	525,000	582,445
<b>CO Health Facilities Authority</b>		
Christian Living Communities, Series 2006 A, 5.750% 01/01/37	500,000	524,560
Covenant Retirement Communities, Inc., Series 2005, 5.000% 12/01/35	1,100,000	1,126,565
<b>CT Development Authority</b>		
Elim Park Baptist Home, Inc., Series 2003, 5.850% 12/01/33	430,000	460,891

**Par (\$)**


**Value (\$)**

**Municipal Bonds (continued)**



**HEALTH CARE (continued)**

**Continuing Care Retirement (continued)**



**FL Lee County Industrial Development Authority**


Edgar Filing: COLONIAL MUNICIPAL INCOME TRUST - Form N-Q

Shell Point Village, Series 1999 A, 5.500% 11/15/29		400,000	410,632
<b>FL St. John s County Industrial Development Authority</b>			
Glenmoor at St. John s, Inc., Series 2006 A, 5.250% 01/01/26		500,000	510,055
Life Care Ponte Vedra, Inc., Series 2007, 5.000% 02/15/27		200,000	206,172
<b>GA Fulton County</b>			
Canterbury Court, Series 2004 A, 6.125% 02/15/26		500,000	532,515
Lenbrook Project, Series 2006 A, 5.000% 07/01/29		1,500,000	1,466,295
<b>GA Savannah Economic Development Authority</b>			
Marshes of Skidaway, Series 2003 A, 7.400% 01/01/34		350,000	372,495
<b>IL Finance Authority</b>			
Lutheran Senior Services, Series 2006, 5.125% 02/01/26		875,000	924,822
Washington & Jane Smith Community: Series 2003 A, 7.000% 11/15/32		525,000	571,531
Series 2005 A, 6.250% 11/15/35		1,000,000	1,057,190
<b>IN Health &amp; Educational Facilities Financing Authority</b>			
Baptist Homes of Indiana, Inc., Series 2005, 5.250% 11/15/35		750,000	790,680
<b>KS Manhattan</b>			
Meadowlark Hills Retirement Home, Series 1999 A, 6.375% 05/15/20		250,000	266,425
<b>MA Boston Industrial Development Financing Authority</b>			
Springhouse, Inc., Series 1998, 5.875% 07/01/20		235,000	240,553
<b>MA Development Finance Agency</b>			
Loomis House, Inc.: Series 1999 A, 5.625% 07/01/15		250,000	257,298
Series 2002 A, 6.900% 03/01/32		125,000	137,363

**Par (\$)**

**Value (\$)**


**Municipal Bonds (continued)**





**HEALTH CARE (continued)**

**Continuing Care Retirement (continued)**




Edgar Filing: COLONIAL MUNICIPAL INCOME TRUST - Form N-Q

<b>MD Health &amp; Higher Educational Facilities Authority</b>		
King Farm Presbyterian Community, Series 2007 A, 5.250% 01/01/27	260,000	266,154
<b>MD Westminster Economic Development Authority</b>		
Carroll Lutheran Village, Inc., Series 2004 A, 6.250% 05/01/34	500,000	527,910
<b>MI Kentwood Economic Development Corp.</b>		
Holland Home, Series 2006 A, 5.375% 11/15/36	750,000	793,560
<b>MO Cole County Industrial Development Authority</b>		
St. John s Lutheran Service, Series 2004, 5.500% 02/01/35	750,000	795,090
<b>MT Facility Finance Authority</b>		
St. John s Lutheran Ministries, Inc., Series 2006 A, 6.125% 05/15/36	300,000	314,889
<b>NC Medical Care Commission</b>		
United Methodist Retirement Home, Inc., Series 2005 C, 5.250% 10/01/24	500,000	515,810
<b>NH Higher Educational &amp; Health Facilities Authority</b>		
Rivermead at Peterborough, Series 1998, 5.750% 07/01/28	1,100,000	1,118,150
<b>NJ Economic Development Authority</b>		
Lions Gate, Series 2005 A: 5.750% 01/01/25	400,000	417,404
5.875% 01/01/37	300,000	312,633
Lutheran Social Ministries, Series 2005, 5.100% 06/01/27	325,000	333,466
Marcus L. Ward Home, Series 2004, 5.750% 11/01/24	500,000	544,210
Seabrook Village, Inc., Series 2006: 5.250% 11/15/26	500,000	513,685
5.250% 11/15/36	500,000	510,190
<b>OR Multnomah County Hospital Facilities Authority</b>		
Terwilliger Plaza Project, Series 2006 A, 5.250% 12/01/36	250,000	256,400

**Par (\$)**


**Value (\$)**

**Municipal Bonds (continued)**



**HEALTH CARE (continued)**

**Continuing Care Retirement (continued)**




Edgar Filing: COLONIAL MUNICIPAL INCOME TRUST - Form N-Q

<b>PA Bucks County Industrial Development Authority</b>		
Ann's Choice, Inc.,		
Series 2005 A:		
6.125% 01/01/25	500,000	532,135
6.250% 01/01/35	250,000	265,543
<b>PA Chartiers Valley Industrial &amp; Commercial Development Authority</b>		
Asbury Health Center,		
Series 1999,		
6.375% 12/01/24	1,000,000	1,051,820
Friendship Village of South Hills,		
Series 2003 A,		
5.750% 08/15/20	1,000,000	1,027,720
<b>PA Delaware County Authority</b>		
Dunwoody Village,		
Series 2003 A,		
5.375% 04/01/17	400,000	426,740
<b>PA Montgomery County Industrial Development Authority</b>		
Whitemarsh Continuing Care Retirement Community,		
Series 2005:		
6.125% 02/01/28	150,000	159,819
6.250% 02/01/35	600,000	638,478
<b>PA Westmoreland County Industrial Development Authority</b>		
Redstone Highlands,		
Series 2005 A:		
5.750% 01/01/26	1,250,000	1,317,562
5.875% 01/01/32	600,000	635,094
<b>SC Jobs Economic Development Authority</b>		
Wesley Commons,		
Series 2006:		
5.125% 10/01/26	400,000	406,496
5.300% 10/01/36	200,000	204,578
<b>TN Johnson City Health &amp; Educational Facilities Authority</b>		
Appalachian Christian Village,		
Series 2004 A,		
6.250% 02/15/32	250,000	261,580
<b>TN Metropolitan Government Nashville &amp; Davidson County</b>		
Blakeford at Green Hills,		
Series 1998,		
5.650% 07/01/24	575,000	581,532
<b>TN Shelby County Health, Educational &amp; Housing Facilities Board</b>		
Germantown Village,		
Series 2003 A,		
7.250% 12/01/34	300,000	310,665

**Par (\$)**

**Value (\$)**


**Municipal Bonds (continued)**





**HEALTH CARE (continued)**

**Continuing Care Retirement (continued)**



Edgar Filing: COLONIAL MUNICIPAL INCOME TRUST - Form N-Q

Trezevant Manor, Series 2006 A, 5.625% 09/01/26	500,000	514,125
5.750% 09/01/37	400,000	412,284
<b>TX Abilene Health Facilities Development Corp.</b>		
Sears Methodist Retirement Center: Series 1998 A, 5.900% 11/15/25	750,000	761,835
Series 2003 A, 7.000% 11/15/33	200,000	217,716
<b>TX HFDC of Central Texas, Inc.</b>		
Legacy at Willow Bend, Series 2006 A, 5.750% 11/01/36	600,000	624,192
Village at Gleannloch Farms, Series 2006 A, 5.500% 02/15/27	400,000	414,264
<b>TX Houston Health Facilities Development Corp.</b>		
Buckingham Senior Living Community, Inc., Series 2004 A, 7.000% 02/15/26	500,000	558,530
<b>TX Tarrant County Cultural Education Facilities</b>		
Northwest Senior Housing-Edgemere, Series 2006 A, 6.000% 11/15/36	500,000	535,560
<b>VA Suffolk Industrial Development Authority</b>		
Lake Prince Center, Series 2006, 5.300% 09/01/31	250,000	256,068
<b>VA Virginia Beach Development Authority</b>		
Westminster-Canterbury of Hampton, Series 2005, 5.250% 11/01/26	450,000	464,985
<b>WI Health &amp; Educational Facilities Authority</b>		
Clement Manor, Series 1998, 5.750% 08/15/24	1,000,000	1,018,680
Eastcastle Place, Inc., Series 2004, 6.125% 12/01/34	300,000	307,074
Milwaukee Catholic Home, Series 2006, 5.000% 07/01/26	250,000	261,960
Three Pillars Senior Living Communities, Series 2003, 5.750% 08/15/26	500,000	533,840

**Par (\$)**

**Value (\$)**

**Municipal Bonds (continued)**



**HEALTH CARE (continued)**

**Continuing Care Retirement (continued)**



Edgar Filing: COLONIAL MUNICIPAL INCOME TRUST - Form N-Q

United Lutheran Program for the Aging, Series 1998, 5.700% 03/01/28	750,000	760,252
Continuing Care Retirement Total		33,119,165
<b>Health Services 2.7%</b>		

Edgar Filing: COLONIAL MUNICIPAL INCOME TRUST - Form N-Q

**CO Health Facilities Authority**

National Jewish Medical & Research Center,

Series 1998:

5.375% 01/01/16	1,500,000	1,522,710
5.375% 01/01/23	340,000	344,852

**MA Development Finance Agency**

Boston Biomedical Research Institute,

Series 1999,

5.650% 02/01/19	620,000	645,209
-----------------	---------	---------

**MA Health & Educational Facilities Authority**

Civic Investments, Inc.,

Series 2002 A,

9.000% 12/15/15	750,000	924,472
-----------------	---------	---------

**MN Minneapolis & St. Paul Housing & Redevelopment Authority**

Healthpartners,

Series 2003,

5.625% 12/01/22	200,000	214,778
-----------------	---------	---------

**WI Health & Educational Facilities Authority**

Blood Center Southeastern Wisconsin,

Series 2004,

5.750% 06/01/34	750,000	818,595
-----------------	---------	---------

Health Services Total 4,470,616

**Hospitals 14.9%**

Edgar Filing: COLONIAL MUNICIPAL INCOME TRUST - Form N-Q

**AR Conway Health Facilities Board**

Conway Regional Medical Center:		
Series 1999 A, 6.400% 08/01/29	350,000	373,254
Series 1999 B, 6.400% 08/01/29	850,000	906,474

**AR Washington County**

Washington Regional Medical Center, Series 2005 B, 5.000% 02/01/30		
	600,000	619,794

**CA Turlock**

Emanuel Medical Center, Inc., Series 2004, 5.375% 10/15/34		
	1,000,000	1,055,600

**CO Health Facilities Authority**


Parkview Medical Center, Series 2004, 5.000% 09/01/25		
	550,000	567,556



**Par (\$)**


**Value (\$)**

**Municipal Bonds (continued)**



**HEALTH CARE (continued)**

**Hospitals (continued)**




Edgar Filing: COLONIAL MUNICIPAL INCOME TRUST - Form N-Q

Vail Valley Medical Center, Series 2004, 5.000% 01/15/20	500,000	523,500
<b>FL South Lake County Hospital District</b>		
South Lake Hospital, Inc., Series 2003, 6.375% 10/01/34	250,000	277,478
<b>FL West Orange Health Care District</b>		
Series 2001 A, 5.650% 02/01/22	400,000	422,564
<b>IL Health Facilities Authority</b>		
Thorek Hospital & Medical Center, Series 1998, 5.375% 08/15/28	500,000	513,880
<b>IL Southwestern Development Authority</b>		
Anderson Hospital: Series 1999: 5.375% 08/15/15	500,000	516,435
5.500% 08/15/20	550,000	568,392
Series 2006, 5.125% 08/15/26	500,000	523,225
<b>IN Health Facility Financing Authority</b>		
Community Foundation of Northwest Indiana, Inc., Series 2004 A, 6.000% 03/01/34	425,000	458,885
<b>KS Salina Hospital Revenue</b>		
Salina Regional Health Center, Inc., Series 2005 A, 4.625% 10/01/31	400,000	400,720
<b>KS University Hospital Authority</b>		
Series 2006, 4.500% 09/01/32	250,000	250,383
<b>LA Public Facilities Authority</b>		
Touro Infirmary, Series 1999 A: 5.500% 08/15/19	250,000	257,608
5.625% 08/15/29	525,000	541,868
<b>MA Health &amp; Educational Facilities Authority</b>		
Jordan Hospital, Series 2003 E, 6.750% 10/01/33	250,000	277,105
Milford-Whitinsville Regional Hospital: Series 1998 C, 5.250% 07/15/18	500,000	512,400
Series 2002 D, 6.350% 07/15/32	250,000	282,528
<b>MD Health &amp; Higher Educational Facilities Authority</b>		
Adventist Health Care, Series 2003 A: 5.000% 01/01/16	365,000	376,275
5.750% 01/01/25	400,000	429,984

**Par (\$)**


**Value (\$)**

**Municipal Bonds (continued)**



**HEALTH CARE (continued)**

**Hospitals (continued)**



Edgar Filing: COLONIAL MUNICIPAL INCOME TRUST - Form N-Q

**MI Dickinson County**

Dickinson County Health Care System, Series 1999, 5.700% 11/01/18	770,000	795,533
---	---------	---------

**MN St. Paul Housing & Redevelopment Authority**

HealthEast, Inc., Series 2001 A, 5.700% 11/01/15	2,000,000	2,058,120
--	-----------	-----------

**MN St. Paul Port Authority**

Regions Hospital, Series 2007 1, 5.000% 08/01/36	700,000	708,183
--	---------	---------

**MO Saline County Industrial Development Authority**

John Fitzgibbon Memorial Hospital, Series 2005, 5.625% 12/01/35	985,000	1,007,172
---	---------	-----------

**NH Higher Educational & Health Facilities Authority**

Catholic Medical Center, Series 2002 A, 6.125% 07/01/32	25,000	27,373
---	--------	--------

Littleton Hospital Association, Inc.: Series 1998 A: 5.900% 05/01/18	500,000	515,155
6.000% 05/01/28	625,000	644,475

Series 1998 B, 5.900% 05/01/28	675,000	694,663
-----------------------------------	---------	---------

The Memorial Hospital at North Conway, Series 2006, 5.250% 06/01/21	530,000	558,970
---	---------	---------

**NV Henderson**

St. Rose Dominican Hospital, Series 1998 A, 5.375% 07/01/26	385,000	394,282
---	---------	---------

**NY Dormitory Authority**

Mount Sinai Hospital: Series 2000 C, 5.500% 07/01/26	575,000	583,297
--	---------	---------

Series 2000, 5.500% 07/01/26	175,000	177,525
---------------------------------	---------	---------

North-Shore Long Island Jewish Medical Center, Series 2003, 5.500% 05/01/33	200,000	215,466
---	---------	---------

**OH Highland County Joint Township**

Series 1999, 6.750% 12/01/29	685,000	718,051
---------------------------------	---------	---------



**Par (\$)**

**Value (\$)**

**Municipal Bonds (continued)**



**HEALTH CARE (continued)**

**Hospitals (continued)**



Edgar Filing: COLONIAL MUNICIPAL INCOME TRUST - Form N-Q

<b>OH Lakewood Hospital Improvement District</b>		
Lakewood Hospital Association, Series 2003, 5.500% 02/15/14	400,000	427,568
<b>OH Miami County Hospital Facilities Authority</b>		
Upper Valley Medical Center, Inc., Series 2006, 5.250% 05/15/18	300,000	322,182
<b>OH Sandusky County</b>		
Memorial Hospital, Series 1998, 5.150% 01/01/08	270,000	270,554
<b>SC Lexington County Health Services</b>		
Lexington Medical Center, Series 2003, 5.500% 11/01/23	750,000	801,247
<b>SD Health &amp; Educational Facilities Authority</b>		
Sioux Valley Hospital & Health System, Series 2004 A, 5.250% 11/01/34	525,000	557,629
<b>TX Tyler Health Facilities Development Corp.</b>		
Mother Frances Hospital, Series 2001, 6.000% 07/01/31	750,000	803,572
<b>VT Educational &amp; Health Buildings Finance Agency</b>		
Brattleboro Memorial Hospital, Series 1998, 5.375% 03/01/28	500,000	502,210
<b>WI Health &amp; Educational Facilities Authority</b>		
Aurora Health Care, Inc., Series 2003, 6.400% 04/15/33	350,000	391,297
Fort Health Care, Inc., Series 2004, 6.100% 05/01/34	750,000	836,160
Hospitals Total		24,666,592
<b>Intermediate Care Facilities 0.7%</b>		

Edgar Filing: COLONIAL MUNICIPAL INCOME TRUST - Form N-Q

**IN Health Facilities Financing Authority**

Hoosier Care, Inc.,

Series 1999 A,

7.125% 06/01/34

1,030,000

1,064,268

Intermediate Care Facilities Total

1,064,268

**Nursing Homes 5.8%**

Edgar Filing: COLONIAL MUNICIPAL INCOME TRUST - Form N-Q

**AK Juneau**


St. Ann's Care Center, Inc.,  
Series 1999,  
6.875% 12/01/25

950,000

951,472

**Par (\$)**

**Value (\$)**





**Municipal Bonds (continued)**

**HEALTH CARE (continued)**

**Nursing Homes (continued)**


Edgar Filing: COLONIAL MUNICIPAL INCOME TRUST - Form N-Q

<b>CO Health Facilities Authority</b>		
American Housing Foundation I, Inc., Series 2003 A, 8.500% 12/01/31	530,000	564,344
Evangelical Lutheran Good Samaritan Foundation, Series 2005, 5.000% 06/01/35	250,000	260,133
Volunteers of America Care Facilities, Series 1998 A: 5.450% 07/01/08	90,000	90,941
5.750% 07/01/20	700,000	721,658
<b>Greystone Midwest Junior Lien</b>		
7.148% 08/01/36(c)	812,734	728,925
<b>IA Finance Authority</b>		
Care Initiatives, Series 1998 B: 5.750% 07/01/18	550,000	566,505
5.750% 07/01/28	1,475,000	1,490,163
<b>KY Economic Development Finance Authority</b>		
Series 2003, 6.500% 01/01/29	395,000	412,562
<b>MA Development Finance Agency</b>		
AHF/Woodlawn Manor, Inc.: Series 2000 A, 7.750% 12/01/27(d)	364,000	145,600
Series 2000 B, 10.250% 06/01/27(c)(d)	113,186	3,396
Alliance Health Care Facilities, Series 1999 A, 7.100% 07/01/32	1,105,000	1,133,001
<b>MA Industrial Finance Agency</b>		
GF/Massachusetts, Inc., Series 1994, 8.300% 07/01/23	830,000	822,646
<b>MN Sartell</b>		
Foundation for Health Care, Series 1999 A, 6.625% 09/01/29	1,025,000	1,060,291
<b>NJ Economic Development Authority</b>		
Hebrew Old Age Center, Series 2006, 5.375% 11/01/36	350,000	357,766

**Par (\$)**


**Value (\$)**

**Municipal Bonds (continued)**



**HEALTH CARE (continued)**

**Nursing Homes (continued)**



Edgar Filing: COLONIAL MUNICIPAL INCOME TRUST - Form N-Q

**NY Amherst Industrial Development Agency**

Beechwood Health Care Center,

Series 2007,

5.200% 01/01/40

250,000

253,963

Nursing Homes Total

9,563,366

**HEALTH CARE TOTAL**

**72,884,007**

**HOUSING 15.6%**

**Assisted Living/Senior 3.4%**





Edgar Filing: COLONIAL MUNICIPAL INCOME TRUST - Form N-Q

<b>DE Kent County</b>		
Heritage at Dover, Series 1999, AMT, 7.625% 01/01/30	1,160,000	1,080,656
<b>GA Columbus Housing Authority</b>		
The Gardens at Calvary Project, Series 1999, 7.000% 11/15/19	470,000	471,922
<b>GA Jefferson Development Authority</b>		
Sumner Smith Facility, Series 2007 A, AMT, 5.875% 08/01/38	500,000	503,280
<b>MN Roseville</b>		
Care Institute, Inc., Series 1993, 7.750% 11/01/23	1,630,000	1,456,633
<b>NC Medical Care Commission</b>		
DePaul Community Facilities, Inc., Series 1999, 7.625% 11/01/29	945,000	991,570
<b>NY Huntington Housing Authority</b>		
Gurwin Jewish Senior Center, Series 1999 A: 5.875% 05/01/19	420,000	431,600
6.000% 05/01/29	650,000	669,981
Assisted Living/Senior Total		5,605,642
<b>Multi-Family 8.6%</b>		


Edgar Filing: COLONIAL MUNICIPAL INCOME TRUST - Form N-Q

<b>DC Housing Finance Agency</b>		
Henson Ridge, Series 2004 E, AMT, Insured: FHA 5.100% 06/01/37	655,000	682,589
<b>DE Wilmington</b>		
Electra Arms Senior Association, Series 1998, AMT, 6.250% 06/01/28	890,000	889,306
<b>FL Broward County Housing Finance Authority</b>		
Chaves Lake Apartments Ltd., Series 2000 A, AMT, 7.500% 07/01/40	500,000	531,690
<b>FL Capital Trust Agency</b>		
Atlantic Housing Foundation, Inc., Series 2005 C, 5.875% 01/01/28	660,000	674,474

**Par (\$)**

**Value (\$)**

**Municipal Bonds (continued)**



**HOUSING (continued)**

**Multi-Family (continued)**

Edgar Filing: COLONIAL MUNICIPAL INCOME TRUST - Form N-Q

<b>FL Clay County Housing Finance Authority</b>		
Breckenridge Commons Ltd., Series 2000 A, AMT, 7.450% 07/01/40	500,000	528,770
<b>MA Housing Finance Agency</b>		
Series 2004 A, AMT, Insured: FSA 5.250% 07/01/25	2,000,000	2,071,800
Series 2005 E, AMT, 5.000% 12/01/28	500,000	519,505
<b>MN Minneapolis Student Housing</b>		
Riverton Community Housing, Inc., Series 2006 A, 5.700% 08/01/40	500,000	505,945
<b>MN Washington County Housing &amp; Redevelopment Authority</b>		
Cottages of Aspen, Series 1992, AMT, 9.250% 06/01/22	930,000	939,430
<b>MN White Bear Lake</b>		
Birch Lake Townhomes: Series 1989 A, AMT, 10.250% 07/15/19	1,770,000	1,678,845
Series 1989 B, AMT, (a) 07/15/19	622,000	174,993
<b>NC Durham Housing Authority</b>		
Magnolia Pointe Apartments, Series 2005, AMT, 5.650% 02/01/38	1,000,000	1,003,350
<b>NC Medical Care Commission</b>		
ARC Project, Series 2004 A, 5.800% 10/01/34	800,000	867,088
<b>NM Mortgage Finance Authority</b>		
Series 2005 E, AMT, Insured: FHA 4.800% 09/01/40	500,000	500,310
<b>NY New York City Housing Development Corp.</b>		
Series 2005 F-1, 4.650% 11/01/25	750,000	772,087
<b>OH Montgomery County</b>		
Heartland of Centerville LLC, Series 2005, AMT, Insured: FHLMC 4.950% 11/01/35	250,000	256,853
<b>Resolution Trust Corp.</b>		
Pass-Through Certificates, Series 1993 A, 8.500% 12/01/16(e)	455,481	452,165

**Par (\$)**

**Value (\$)**

**Municipal Bonds (continued)**





**HOUSING (continued)**

**Multi-Family (continued)**



Edgar Filing: COLONIAL MUNICIPAL INCOME TRUST - Form N-Q

**TX El Paso County Housing Finance Corp.**

American Village Communities:

Series 2000 C, 8.000% 12/01/32	295,000	305,355
Series 2000 D, 10.000% 12/01/32	300,000	311,982

**WA Seattle Housing Authority**

High Rise Rehabilitation Phase I LP,

Series 2005, AMT,

Insured: FSA


5.000% 11/01/25	500,000	514,500
Multi-Family Total		14,181,037

**Single-Family 3.6%**

Edgar Filing: COLONIAL MUNICIPAL INCOME TRUST - Form N-Q

<b>KY Kentucky County</b>		
Series 1987 A, AMT, Insured: MBIA 9.000% 09/01/16	5,000	5,015
<b>MA Housing Finance Agency</b>		
Series 2005 118, AMT, 4.850% 12/01/35	1,160,000	1,170,823
Series 2005 B, 5.000% 06/01/30	500,000	518,750
<b>MN Minneapolis St. Paul Housing Finance Board</b>		
Series 2006, AMT, Guarantor: GNMA 5.000% 12/01/38	748,322	772,216
<b>ND Housing Finance Agency</b>		
Series 2006 A, AMT, 4.850% 07/01/21	500,000	515,270
<b>OK Housing Finance Agency</b>		
Series 2006 C, AMT, Guarantor: GNMA 4.900% 09/01/21	1,000,000	1,033,010
<b>PA Pittsburgh Urban Redevelopment Authority</b>		
Series 2006 C, Guarantor: GNMA 4.800% 04/01/28	1,000,000	1,017,570
<b>WI Housing &amp; Economic Development Authority</b>		
Series 2005 C, AMT, 4.875% 03/01/36	960,000	975,379
Single-Family Total		6,008,033
<b>HOUSING TOTAL</b>		<b>25,794,712</b>

**INDUSTRIALS** 8.7%  
**Food Products** 1.6%



Edgar Filing: COLONIAL MUNICIPAL INCOME TRUST - Form N-Q

**GA Cartersville Development Authority**

Anheuser Busch Companies, Inc.,

Series 2002, AMT,

5.950% 02/01/32


1,000,000

1,081,060

**Par (\$)**


**Value (\$)**

**Municipal Bonds (continued)**



**INDUSTRIALS (continued)**

**Food Products (continued)**





Edgar Filing: COLONIAL MUNICIPAL INCOME TRUST - Form N-Q

**LA Southern Louisiana Port Commission**

Cargill, Inc., Series 1997, 5.850% 04/01/17	500,000	510,510
---	---------	---------

**MI Strategic Fund**

Imperial Holly Corp., Series 1998 A, 6.250% 11/01/15	1,000,000	1,033,460
Food Products Total		2,625,030

**Forest Products & Paper 2.3%**

Edgar Filing: COLONIAL MUNICIPAL INCOME TRUST - Form N-Q

<b>AL Camden Industrial Development Board</b>		
Weyerhaeuser Co., Series 2003 B, AMT, 6.375% 12/01/24	400,000	440,564
<b>AL Courtland Industrial Development Board</b>		
Series 1999, AMT, 6.000% 08/01/29	1,000,000	1,038,830
<b>AL Phenix City Industrial Development Board</b>		
Meadwestvaco Corp., Series 2002 A, AMT, 6.350% 05/15/35	400,000	430,496
<b>GA Rockdale County Development Authority</b>		
Visy Paper, Inc., Series 1993, AMT, 7.500% 01/01/26	800,000	802,960
<b>MS Lowndes County</b>		
Weyerhaeuser Co., Series 1992 B, 6.700% 04/01/22	595,000	723,651
<b>VA Bedford County Industrial Development Authority</b>		
Nekoosa Packaging Corp., Series 1998, AMT, 5.600% 12/01/25	400,000	404,028
Forest Products & Paper Total		3,840,529
<b>Manufacturing 0.8%</b>		

Edgar Filing: COLONIAL MUNICIPAL INCOME TRUST - Form N-Q

<b>IL Will-Kankakee Regional Development Authority</b>		
Flanders Corp., Series 1997, AMT, 6.500% 12/15/17	700,000	713,720
<b>MS Business Finance Corp.</b>		
Northrop Grumman Ship Systems, Inc., Series 2006, 4.550% 12/01/28	500,000	504,525
<b>Manufacturing Total</b>		<b>1,218,245</b>

**Par (\$)**


**Value (\$)**

**Municipal Bonds (continued)**



**INDUSTRIALS (continued)**

**Manufacturing (continued)**



**Metals & Mining** 0.5%

Edgar Filing: COLONIAL MUNICIPAL INCOME TRUST - Form N-Q

**NV Department of Business & Industry**

Wheeling-Pittsburgh Steel Corp., Series 1999 A, AMT, 8.000% 09/01/14	190,000	198,090
--	---------	---------

**VA Greensville County Industrial Development Authority**

Wheeling-Pittsburgh Steel Corp., Series 1999 A, AMT, 7.000% 04/01/14	545,000	544,957
<b>Metals &amp; Mining Total</b>		<b>743,047</b>

**Oil & Gas 2.9%**



Edgar Filing: COLONIAL MUNICIPAL INCOME TRUST - Form N-Q

<b>NJ Middlesex County Pollution Control Authority</b>		
Amerada Hess Corp., Series 2004, 6.050% 09/15/34	115,000	126,248
<b>NV Clark County Industrial Development Authority</b>		
Southwest Gas Corp., Series 2005 A, AMT, Insured: AMBAC 4.850% 10/01/35	3,000,000	3,073,590
<b>TX Gulf Coast Industrial Development Authority</b>		
Citgo Petroleum, Series 1998, AMT, 8.000% 04/01/28	375,000	424,256
<b>VI Virgin Islands Public Finance Authority</b>		
Hovensa LLC: Series 2003, AMT, 6.125% 07/01/22	425,000	472,383
Series 2004, AMT, 5.875% 07/01/22	400,000	440,996
<b>VI Virgin Islands</b>		
Hovensa LLC, Series 2002, AMT, 6.500% 07/01/21	250,000	282,743
Oil & Gas Total		4,820,216
<b>Other Industrial Development Bonds 0.6%</b>		

Edgar Filing: COLONIAL MUNICIPAL INCOME TRUST - Form N-Q

**NJ Economic Development Authority**

GMT Realty LLC, Series 2006 B, AMT, 6.875% 01/01/37	1,000,000	1,046,880
Other Industrial Development Bonds Total		1,046,880
<b>INDUSTRIALS TOTAL</b>		<b>14,293,947</b>



**Par (\$)**

**Value (\$)**

**Municipal Bonds (continued)**



---

**INDUSTRIALS** (continued)

**OTHER** 17.7%

**Other** 0.3%

Edgar Filing: COLONIAL MUNICIPAL INCOME TRUST - Form N-Q

**PR Commonwealth of Puerto Rico Government Development Bank**

Series 2006 B,

5.000% 12/01/15

400,000

431,188

Other Total

431,188

**Pool/Bond Bank 0.7%**

Edgar Filing: COLONIAL MUNICIPAL INCOME TRUST - Form N-Q

**MI Municipal Bond Authority**

Series 2001 A, Insured: AMBAC 5.375% 11/01/17	550,000	586,757
---	---------	---------

**OH Summit County Port Authority**

Twinsburg Township, Series 2005 D, 5.125% 05/15/25	655,000	669,495
Pool/Bond Bank Total		1,256,252

**Refunded/Escrowed(f) 13.6%**




Edgar Filing: COLONIAL MUNICIPAL INCOME TRUST - Form N-Q

<b>CA Golden State Tobacco Securitization Corp.</b>		
Series 2003 B, Pre-refunded 06/01/13, 5.500% 06/01/43	500,000	549,545
<b>CA Orange County Community Facilities District</b>		
Ladera Ranch, Series 1999 A, Pre-refunded 08/15/09, 6.500% 08/15/21	1,000,000	1,083,860
<b>CA Statewide Communities Development Authority</b>		
Eskaton Village - Grass Valley, Series 2000, Pre-refunded 11/15/10, 8.250% 11/15/31	725,000	835,881
<b>CO E-470 Public Highway Authority</b>		
Series 2000 B, Pre-refunded 09/01/10, (a) 09/01/35	8,750,000	1,168,650
<b>FL Capital Projects Finance Authority</b>		
Glenridge on Palmer Ranch, Series 2002 A, Pre-refunded 06/01/12, 8.000% 06/01/32	500,000	599,480

**Par (\$)**

**Value (\$)**

**Municipal Bonds (continued)**



**OTHER (continued)**

**Refunded/Escrowed(f) (continued)**


Edgar Filing: COLONIAL MUNICIPAL INCOME TRUST - Form N-Q

<b>FL Northern Palm Beach County Improvement District</b>		
Series 1999, Pre-refunded 08/01/09, Insured: MBIA 5.900% 08/01/19	500,000	530,685
<b>FL Orange County Health Facilities Authority</b>		
Orlando Regional Healthcare System, Series 2002, Pre-refunded 12/01/12, 5.750% 12/01/32	150,000	164,747
<b>GA Forsyth County Hospital Authority</b>		
Georgia Baptist Health Care System, Series 1998, Escrowed to Maturity, 6.000% 10/01/08	330,000	336,943
<b>IA Finance Authority</b>		
Care Initiatives, Series 1996, Pre-refunded 07/01/11, 9.250% 07/01/25	955,000	1,170,629
<b>ID Health Facilities Authority</b>		
IHC Hospitals, Inc., Series 1992, Escrowed to Maturity, 6.650% 02/15/21	2,750,000	3,543,787
<b>IL Health Facilities Authority</b>		
Lutheran Senior Ministries, Series 2001 A, Pre-refunded 08/15/11, 7.375% 08/15/31	650,000	752,576
Swedish American Hospital, Series 2000, Pre-refunded 05/15/10, 6.875% 11/15/30	500,000	546,770
<b>IL Metropolitan Pier &amp; Exposition Authority</b>		
McCormick Place Expansion, Series 1993 A, Escrowed to Maturity, Insured: FGIC (a) 06/15/14	1,010,000	759,752
<b>IL University of Illinois</b>		
Series 2001 A, Pre-refunded 08/15/11, Insured: AMBAC 5.500% 08/15/17	600,000	645,078
<b>MA Development Finance Agency</b>		
Western New England College, Series 2002, Pre-refunded 12/01/12, 6.125% 12/01/32	200,000	225,996

**Par (\$)**

**Value (\$)**

**Municipal Bonds (continued)**



**OTHER (continued)**

**Refunded/Escrowed(f) (continued)**



Edgar Filing: COLONIAL MUNICIPAL INCOME TRUST - Form N-Q

<b>MN Carlton</b>		
Inter-Faith Social Services, Inc., Series 2000, Pre-refunded 04/01/10, 7.500% 04/01/19	250,000	277,148
<b>NC Lincoln County</b>		
Lincoln County Hospital, Series 1991, Escrowed to Maturity, 9.000% 05/01/07	75,000	75,599
<b>NH Health &amp; Educational Facilities Authority</b>		
Catholic Medical Center, Series 2002 A, Pre-refunded 7/01/12, 6.125% 07/01/32	175,000	195,654
<b>NJ Economic Development Authority</b>		
Seabrook Village, Inc., Series 2000 A, 8.250% 11/15/30	700,000	812,721
<b>NM Red River Sports Facility</b>		
Red River Ski Area, Series 1998, Escrowed to Maturity, 6.450% 06/01/07	185,000	185,500
<b>NV Henderson</b>		
St. Rose Dominican Hospital, Series 1998 A, Pre-refunded 07/01/08, 5.375% 07/01/26	115,000	118,129
<b>NY Convention Center Operating Corp.</b>		
Yale Building Project, Series 2003, Escrowed to Maturity, (a) 06/01/08	1,000,000	955,600
<b>NY New York</b>		
Series 1998 H, Escrowed to Maturity, Insured: MBIA 5.125% 08/01/25	185,000	190,637
<b>PA Delaware County Authority</b>		
Mercy Health Corp., Series 1996, Escrowed to Maturity: 6.000% 12/15/16 6.000% 12/15/26	1,400,000 500,000	1,430,716 510,995
<b>PA Lancaster Industrial Development Authority</b>		
Garden Spot Village, Series 2000 A, Pre-refunded 05/01/10, 7.625% 05/01/31	325,000	365,638

**Par (\$)**

**Value (\$)**

**Municipal Bonds (continued)**



**OTHER (continued)**

**Refunded/Escrowed(f) (continued)**

Edgar Filing: COLONIAL MUNICIPAL INCOME TRUST - Form N-Q

<b>PR Commonwealth of Puerto Rico Public Finance Corp.</b>		
Series 2002 E, Escrowed to Maturity, 6.000% 08/01/26	80,000	102,206
<b>TN Shelby County Health, Educational &amp; Housing Facilities Board</b>		
Open Arms Development Centers:		
Series 1992 A, Pre-refunded 08/01/07, 9.750% 08/01/19	420,000	449,879
Series 1992 C, Pre-refunded 08/01/07, 9.750% 08/01/19	425,000	455,235
<b>TX Board of Regents</b>		
University of Texas, Series 2001 B, Escrowed to Maturity, 5.375% 08/15/18	350,000	373,174
<b>VT Educational &amp; Health Buildings Financing Agency</b>		
Norwich University, Series 1998, Pre-refunded 07/01/08, 5.500% 07/01/21	1,000,000	1,032,950
<b>WI Health &amp; Educational Facilities Authority</b>		
Attic Angel Obligated Group, Series 1998, Pre-refunded 11/17/08, 5.750% 11/15/27	875,000	918,207
Wheaton Franciscan Services, Series 2002, Pre-refunded 02/15/12, 5.750% 08/15/30	450,000	495,014
<b>WV Hospital Finance Authority</b>		
Charleston Area Medical Center, Series 2000, Pre-refunded 09/01/10, 6.750% 09/01/30	605,000	670,721
Refunded/Escrowed Total		22,530,102
<b>Tobacco 3.1%</b>		


Edgar Filing: COLONIAL MUNICIPAL INCOME TRUST - Form N-Q

<b>CA County Tobacco Securitization Agency</b>		
Series 2006, (a) 06/01/46	3,500,000	278,460
<b>CA Golden State Tobacco Securitization Corp.</b>		
Series 2003 A-1, 6.250% 06/01/33	1,600,000	1,791,536
<b>CA Tobacco Securitization Authority</b>		
San Diego County Tobacco, Series 2006, (a) 06/01/46	6,000,000	556,080
<b>NJ Tobacco Settlement Financing Corp.</b>		
Series 2003, 6.750% 06/01/39	1,000,000	1,168,930

Municipal Bonds (continued)	Par (\$)	Value (\$)
[Redacted content]		

**OTHER (continued)**

**Tobacco (continued)**






Edgar Filing: COLONIAL MUNICIPAL INCOME TRUST - Form N-Q

	Series 2007 1C, (a) 06/01/41	2,500,000	352,825
<b>NY Nassau County Tobacco Settlement Corp.</b>			
	Series 2006, (a) 06/01/60	10,000,000	360,600
<b>WA Tobacco Settlement Authority</b>			
	Series 2002, 6.625% 06/01/32	500,000	557,780
Tobacco Total			5,066,211
OTHER TOTAL			29,283,753

**OTHER REVENUE** 4.7%

**Hotels** 1.5%



Edgar Filing: COLONIAL MUNICIPAL INCOME TRUST - Form N-Q

<b>MD Economic Development Corp.</b>			
	Chesapeake Bay Conference Center,		
	Series 2006 A,		
	5.000% 12/01/31	750,000	758,468
<b>NJ Middlesex County Improvement Authority</b>			
	Heldrich Associates LLC:		
	Series 2005 B,		
	6.250% 01/01/37	1,000,000	1,038,760
	Series 2005 C,		
	8.750% 01/01/37	600,000	610,932
Hotels Total			2,408,160
<b>Recreation</b>	<b>2.2%</b>		

Edgar Filing: COLONIAL MUNICIPAL INCOME TRUST - Form N-Q

<b>CA Agua Caliente Band Cahuilla Indians</b>			
	Series 2003,		
	5.600% 07/01/13	775,000	809,363
<b>CA Cabazon Band Mission Indians</b>			
	Series 2004:		
	8.375% 10/01/15(e)	190,000	201,780
	8.750% 10/01/19(e)	720,000	764,640
<b>CT Mashantucket Western Pequot</b>			
	Series 1999 B,		
	(a) 09/01/18(e)	1,100,000	623,106
<b>CT Mohegan Tribe Gaming Authority</b>			
	Series 2001,		
	6.250% 01/01/31(e)	200,000	213,184
<b>NY Liberty Development Corp.</b>			
	National Sports Museum,		
	Series 2006 A,		
	6.125% 02/15/19(e)	400,000	420,480

Municipal Bonds (continued)	Par (\$)	Value (\$)
[Redacted content]		

**OTHER REVENUE (continued)**

**Recreation (continued)**

Edgar Filing: COLONIAL MUNICIPAL INCOME TRUST - Form N-Q

**OR Cow Creek Band Umpqua Tribe  
of Indians**

	<b>Series 2006 C,</b>		
	5.625% 10/01/26(e)	650,000	666,081
Recreation Total			3,698,634
<b>Retail 1.0%</b>			

Edgar Filing: COLONIAL MUNICIPAL INCOME TRUST - Form N-Q

<b>LA Beauregard Parish</b>			
	Office Max, Series 2002, 6.800% 02/01/27	1,000,000	1,117,660
<b>OH Lake County</b>			
	North Madison Properties, Series 1993, 8.819% 09/01/11	520,000	523,864
Retail Total			1,641,524
OTHER REVENUE TOTAL			7,748,318



**RESOURCE RECOVERY 2.0%**

**Disposal 0.8%**

Edgar Filing: COLONIAL MUNICIPAL INCOME TRUST - Form N-Q

<b>CA Pollution Control Financing Authority</b>				
	Republic Services, Inc.,			
	Series 2002 C, AMT,			
	5.250% 06/01/23		500,000	534,750
<b>UT Carbon County</b>				
	Laidlaw Environmental:			
	Series 1995 A, AMT,			
	7.500% 02/01/10		250,000	252,075
	Series 1997 A, AMT,			
	7.450% 07/01/17		500,000	514,695
Disposal Total				1,301,520
<b>Resource Recovery 1.2%</b>				

Edgar Filing: COLONIAL MUNICIPAL INCOME TRUST - Form N-Q

<b>MA Industrial Finance Agency</b>			
	Ogden Haverhill Associates, Series 1998 A, AMT, 5.500% 12/01/13	1,000,000	1,038,430
<b>PA Delaware County Industrial Development Authority</b>			
	American REF-Fuel Co., Series 1997 A, 6.200% 07/01/19	1,000,000	1,035,170
Resource Recovery Total			2,073,600
RESOURCE RECOVERY TOTAL			3,375,120

**TAX-BACKED 28.9%**  
**Local Appropriated 1.6%**

Edgar Filing: COLONIAL MUNICIPAL INCOME TRUST - Form N-Q

**CA Compton**

Civic Center & Capital Improvements,  
Series 1997 A,  
5.500% 09/01/15

1,000,000

1,027,280

<b>Municipal Bonds (continued)</b>	<b>Par (\$)</b>	<b>Value (\$)</b>
[Redacted content]		

**TAX-BACKED (continued)**

**Local Appropriated (continued)**



Edgar Filing: COLONIAL MUNICIPAL INCOME TRUST - Form N-Q

<b>SC Dorchester County School District</b>			
<b>No. 2</b>			
	Series 2004,		
	5.250% 12/01/29	500,000	533,400
<b>SC Laurens County School District</b>			
<b>No. 55</b>			
	Series 2005,		
	5.250% 12/01/30	700,000	747,530
<b>SC Newberry County School District</b>			
	Series 2005,		
	5.000% 12/01/30	400,000	417,556
Local Appropriated Total			2,725,766
<b>Local General Obligations</b>		<b>6.6%</b>	



Edgar Filing: COLONIAL MUNICIPAL INCOME TRUST - Form N-Q

<b>CO Northwest Metropolitan District No. 3</b>			
	Series 2005, 6.250% 12/01/35	500,000	533,025
<b>LA New Orleans</b>			
	Series 1991, Insured: AMBAC (a) 09/01/15	4,000,000	2,820,200
<b>NJ Bergen County Improvement Authority</b>			
	Series 2005, 5.000% 11/15/24	1,000,000	1,132,820
<b>NY New York</b>			
	Series 1998 H, Insured: MBIA 5.125% 08/01/25	4,815,000	4,942,068
<b>TX Dallas County Flood Control District</b>			
	Series 2002, 7.250% 04/01/32	750,000	802,680
<b>TX Irving Independent School District</b>			
	Series 1997 A, Insured: PSFG (a) 02/15/16	1,000,000	694,360
Local General Obligations Total			10,925,153
<b>Special Non-Property Tax 9.9%</b>			

Edgar Filing: COLONIAL MUNICIPAL INCOME TRUST - Form N-Q

**CA San Diego Redevelopment Agency**

Series 2001, Insured: FSA (a) 09/01/18	1,015,000	632,660
--	-----------	---------

**IL Bolingbrook**

Sales Tax Revenue, Series 2005, (g) 01/01/24 (6.250% 01/01/08)	500,000	497,230
--	---------	---------

**IL Metropolitan Pier & Exposition Authority**

McCormick Place Expansion: Series 1994 A, Insured: MBIA (a) 06/15/15	3,000,000	2,159,760
---	-----------	-----------

Municipal Bonds (continued)	Par (\$)	Value (\$)
[Redacted content]		

**TAX-BACKED (continued)**

**Special Non-Property Tax  
(continued)**

Edgar Filing: COLONIAL MUNICIPAL INCOME TRUST - Form N-Q

	Series 1996 A, Insured: MBIA		
	(a) 12/15/13	5,000,000	3,832,700
	Series 2002 A, Insured: FGIC		
	(a) 06/15/14	3,990,000	2,994,974
<b>KS Wyandotte County</b>			
	Series 2005 B, 5.000% 12/01/20	225,000	234,875
	Series 2006, 4.875% 10/01/28	600,000	602,310
<b>NJ Economic Development Authority</b>			
	Cigarette Tax, Series 2004:		
	5.500% 06/15/31	120,000	127,561
	5.750% 06/15/29	500,000	542,450
<b>PR Commonwealth of Puerto Rico Infrastructure Financing Authority</b>			
	Series 2005 C, Insured: AMBAC		
	5.500% 07/01/24	4,000,000	4,761,680
Special Non-Property Tax Total			16,386,200
<b>Special Property Tax 9.3%</b>			


Edgar Filing: COLONIAL MUNICIPAL INCOME TRUST - Form N-Q

<b>CA Huntington Beach Community Facilities District</b>			
	Grand Coast Resort, Series 2001-1, 6.450% 09/01/31	500,000	538,485
<b>CA Lincoln Community Facilities District No. 2003-1</b>			
	Series 2004, 5.550% 09/01/18	450,000	470,578
<b>CA Oakdale Public Financing Authority</b>			
	Central City Redevelopment Project, Series 2004, 5.375% 06/01/33	1,125,000	1,194,592
<b>CA Orange County Improvement Bond Act 1915</b>			
	Phase IV, No. 01-1-B, Series 2003, 5.750% 09/02/33	500,000	516,755
<b>CA Redwood City Community Facilities District No. 1</b>			
	Series 2003 B, 6.000% 09/01/33	300,000	315,189
<b>CA Temecula Valley Unified School District No. 1</b>			
	Series 2003, 6.125% 09/01/33	355,000	363,864

Municipal Bonds (continued)	Par (\$)	Value (\$)
[Redacted content]		

**TAX-BACKED (continued)**

**Special Property Tax (continued)**





Edgar Filing: COLONIAL MUNICIPAL INCOME TRUST - Form N-Q

<b>CA Yorba Linda Redevelopment Agency</b>			
	Series 1998 A, Insured: MBIA (a) 09/01/24	1,325,000	632,343
<b>FL Ave Maria Stewardship Community District</b>			
	Series 2006 A, 5.125% 05/01/38	150,000	150,792
<b>FL Celebration Community Development District</b>			
	Series 2003 A, 6.400% 05/01/34	730,000	778,676
<b>FL Double Branch Community Development District</b>			
	Series 2002 A, 6.700% 05/01/34	490,000	538,755
<b>FL Islands at Doral Southwest Community Development District</b>			
	Series 2003, 6.375% 05/01/35	245,000	262,491
<b>FL Lexington Oaks Community Development District</b>			
	Series 1998 A, 6.125% 05/01/19	685,000	686,185
<b>FL Oakmont Grove Community Development District</b>			
	Series 2007 A, 5.400% 05/01/38	300,000	300,372
<b>FL Orlando</b>			
	Conroy Road Interchange, Series 1998 A: 5.500% 05/01/10 5.800% 05/01/26	85,000 300,000	86,438 306,990
<b>FL Sarasota County Community Development District</b>			
	Series 2003, 6.400% 05/01/33	485,000	521,002
<b>FL Sarasota National Community Development</b>			
	Series 2003, 5.300% 05/01/39	800,000	796,384
<b>FL Seven Oaks Community Development District II</b>			
	Series 2004 B, 5.000% 05/01/09	660,000	661,155
<b>FL Stoneybrook Community Development District</b>			
	Series 1998 A,		

<b>Municipal Bonds (continued)</b>	<b>Par (\$)</b>	<b>Value (\$)</b>
[Redacted content]		

**TAX-BACKED (continued)**

**Special Property Tax (continued)**

Edgar Filing: COLONIAL MUNICIPAL INCOME TRUST - Form N-Q

	6.100% 05/01/19	215,000	215,310
<b>FL West Villages Improvement District</b>			
	Series 2006, 5.500% 05/01/37	500,000	506,755
<b>FL Westchester Community Development District No. 1</b>			
	Series 2003, 6.125% 05/01/35	275,000	292,839
<b>FL Westridge Community Development District</b>			
	Series 2005, 5.800% 05/01/37	1,000,000	1,029,160
<b>GA Atlanta</b>			
	Eastside Project, Series 2005 B, 5.400% 01/01/20	500,000	519,100
<b>IL Chicago</b>			
	Pilsen Redevelopment, Series 2004 B, 6.750% 06/01/22	310,000	337,091
<b>IL Du Page County Special Service Area No. 31</b>			
	Series 2006, 5.625% 03/01/36	250,000	262,795
<b>IL Lincolnshire Special Services Area No. 1</b>			
	Sedgebrook Project, Series 2004, 6.250% 03/01/34	250,000	265,945
<b>IL Plano Special Service Area No. 4</b>			
	Series 2005 5-B, 6.000% 03/01/35	1,500,000	1,518,735
<b>IL Volo Village Special Service Area No. 3</b>			
	Series 2006-1, 6.000% 03/01/36	485,000	499,143
<b>IN Portage</b>			
	Series 2006, 5.000% 01/15/27	260,000	267,839
<b>MI Pontiac Tax Increment Finance Authority</b>			
	Development Area No. 3, Series 2002, 6.375% 06/01/31	450,000	482,913
Special Property Tax Total			15,318,671
<b>State Appropriated 1.2%</b>			

Edgar Filing: COLONIAL MUNICIPAL INCOME TRUST - Form N-Q

---

**MI Building Authority**

Series 2001 I, 5.000% 10/15/24	1,000,000	1,043,990
-----------------------------------	-----------	-----------

Municipal Bonds (continued)	Par (\$)	Value (\$)
[Redacted content]		

**TAX-BACKED (continued)**

**State Appropriated (continued)**



Edgar Filing: COLONIAL MUNICIPAL INCOME TRUST - Form N-Q

**PR Commonwealth of Puerto Rico  
Public Finance Corp.**

	Series 2002 E, 6.000% 08/01/26	820,000	1,005,845
State Appropriated Total			2,049,835
State General Obligations	0.3%		



Edgar Filing: COLONIAL MUNICIPAL INCOME TRUST - Form N-Q

CA State			
	Series 2003,		
	5.250% 02/01/23	380,000	432,641
State General Obligations Total			432,641
TAX-BACKED TOTAL			47,838,266

**TRANSPORTATION 13.1%**

**Air Transportation 4.3%**




Edgar Filing: COLONIAL MUNICIPAL INCOME TRUST - Form N-Q

<b>CA Los Angeles Regional Airports Improvement Corp.</b>			
	LAXfuel Corp., Series 2001, AMT, Insured: AMBAC 5.250% 01/01/23	500,000	520,755
<b>CO Denver City &amp; County Airport</b>			
	United Air Lines, Inc., Series 1992 A, AMT, 6.875% 10/01/32	645,000	665,808
<b>FL Capital Trust Agency</b>			
	Air Cargo-Orlando, Series 2003, AMT, 6.750% 01/01/32	350,000	378,816
<b>IN Indianapolis Airport Authority</b>			
	Fed Ex Corp., Series 2004, AMT, 5.100% 01/15/17	500,000	530,825
<b>NC Charlotte/Douglas International Airport</b>			
	US Airways, Inc.: Series 1998, AMT, 5.600% 07/01/27	250,000	255,440
	Series 2000, AMT, 7.750% 02/01/28	500,000	543,460
<b>NJ Economic Development Authority</b>			
	Continental Airlines, Inc., Series 2003, AMT, 9.000% 06/01/33	1,250,000	1,556,900
<b>NY New York City Industrial Development Agency</b>			
	Terminal One Group Association LP, Series 2005, AMT, 5.500% 01/01/21	500,000	548,340
<b>NY New York City Industrial Development Authority</b>			
	JFK International Airport, American Airlines, Inc., Series 2002 B, AMT, 8.500% 08/01/28	500,000	591,325

<b>Municipal Bonds (continued)</b>	<b>Par (\$)</b>	<b>Value (\$)</b>
[Redacted content]		

**TRANSPORTATION (continued)**

**Air Transportation (continued)**



<b>PA Philadelphia Authority for Industrial Development</b>			
	Aero Philadelphia, Series 1999, AMT, 5.250% 01/01/09	135,000	135,757
<b>TX Dallas-Fort Worth International Airport</b>			
	American Airlines, Inc., Series 2000 A, AMT, 9.000% 05/01/29	750,000	920,355
<b>TX Houston Industrial Development Corp.</b>			
	United Parcel Service, Series 2002, AMT, 6.000% 03/01/23	510,000	541,487
Air Transportation Total			7,189,268
<b>Airports 2.0%</b>			

Edgar Filing: COLONIAL MUNICIPAL INCOME TRUST - Form N-Q

<b>GA Augusta Airport</b>			
	Series 2005 B, AMT,		
	5.350% 01/01/28	215,000	227,795
<b>TX Dallas Fort Worth International Airport</b>			
	Series 2004 B, AMT,		
	Insured: FSA		
	5.000% 11/01/25	3,000,000	3,145,860
<b>Airports Total</b>			<b>3,373,655</b>
<b>Toll Facilities</b>	<b>3.4%</b>		

Edgar Filing: COLONIAL MUNICIPAL INCOME TRUST - Form N-Q

<b>CA San Joaquin Hills Transportation Corridor Agency</b>			
	Series 1997 A, Insured: MBIA		
	(a) 01/15/15	3,000,000	2,202,510
<b>CO E-470 Public Highway Authority</b>			
	Series 2000 B, Insured: MBIA		
	(a) 09/01/18	3,000,000	1,869,930
<b>CO Northwest Parkway Public Highway Authority</b>			
	Series 2001 D, 7.125% 06/15/41		
		1,000,000	1,080,050
<b>PR Commonwealth of Puerto Rico Highway &amp; Transportation Authority</b>			
	Series 2003 AA, Insured: MBIA		
	5.500% 07/01/18	375,000	433,650
Toll Facilities Total			5,586,140
<b>Transportation 3.4%</b>			



---


**NV Department of Business &  
Industry**

Las Vegas Monorail Co.,			
Series 2000,			
7.375% 01/01/40		750,000	792,457

<b>Municipal Bonds (continued)</b>	<b>Par (\$)</b>	<b>Value (\$)</b>
[Redacted content]		

**TRANSPORTATION (continued)**

**Transportation (continued)**




Edgar Filing: COLONIAL MUNICIPAL INCOME TRUST - Form N-Q

**NY Port Authority of New York &  
New Jersey**

	Series 2004, AMT,		
	Insured: FSA		
	5.125% 07/15/30(h)	4,450,000	4,744,056
Transportation Total			5,536,513
TRANSPORTATION TOTAL			21,685,576

**UTILITIES 12.3%**

**Independent Power Producers 2.1%**



Edgar Filing: COLONIAL MUNICIPAL INCOME TRUST - Form N-Q

<b>NY Port Authority of New York &amp; New Jersey</b>			
	KIAC Partners, Series 1996 IV, AMT, 6.750% 10/01/11	2,000,000	2,024,460
<b>NY Suffolk County Industrial Development Agency</b>			
	Nissequogue Cogeneration Partners Facilities, Series 1998, AMT, 5.500% 01/01/23	550,000	550,891
<b>OR Western Generation Agency</b>			
	Wauna Cogeneration Project, Series 2006 B, AMT, 5.000% 01/01/16	500,000	514,780
<b>PA Carbon County Industrial Development Authority</b>			
	Panther Creek Partners, Series 2000, AMT, 6.650% 05/01/10	115,000	119,889
<b>PR Commonwealth of Puerto Rico Industrial, Tourist, Educational, Medical &amp; Environmental Cogeneration Facilities</b>			
	AES Project, Series 2000, AMT, 6.625% 06/01/26	320,000	346,963
Independent Power Producers Total			3,556,983
<b>Investor Owned 7.0%</b>			

Edgar Filing: COLONIAL MUNICIPAL INCOME TRUST - Form N-Q

**AZ Pima County Industrial  
Development Authority**

Tucson Electric Power Co., Series 1997 A, AMT, 6.100% 09/01/25	750,000	756,232
--	---------	---------

**CA Chula Vista Industrial  
Development Authority**

San Diego Gas & Electric Co., Series 1996 B, AMT, 5.500% 12/01/21	475,000	525,977
---	---------	---------

**FL Polk County Industrial  
Development Authority**


Tampa Electric Co., Series 1996, AMT, 5.850% 12/01/30	800,000	817,168
---	---------	---------

Municipal Bonds (continued)	Par (\$)	Value (\$)
[Redacted content]		



**UTILITIES (continued)**

**Investor Owned (continued)**



Edgar Filing: COLONIAL MUNICIPAL INCOME TRUST - Form N-Q

<b>IL Bryant</b>			
	Central Illinois Light Co., Series 1993, 5.900% 08/01/23	1,000,000	1,008,080
<b>LA Calcasieu Parish Industrial Development Board</b>			
	Entergy Gulf States, Inc., Series 1999, 5.450% 07/01/10	500,000	500,540
<b>LA West Feliciana Parish</b>			
	Entergy Gulf States, Inc., Series 1999 B, 6.600% 09/01/28	500,000	502,790
<b>MS Business Finance Corp.</b>			
	Systems Energy Resources, Inc. Project, Series 1998, 5.875% 04/01/22	1,500,000	1,505,250
<b>MT Forsyth</b>			
	Northwestern Corp., Series 2006, Insured: AMBAC 4.650% 08/01/23	1,000,000	1,045,480
	Portland General, Series 1998 A, 5.200% 05/01/33	225,000	230,562
<b>NH Business Finance Authority</b>			
	Public Service Co., Series 2006 B, AMT, Insured: MBIA 4.750% 05/01/21	250,000	257,780
<b>NV Clark County Industrial Development Authority</b>			
	Nevada Power Co., Series 1997 A, AMT, 5.900% 11/01/32	1,500,000	1,501,275
<b>OH Air Quality Development Authority</b>			
	Cleveland Electric Illuminating Co., Series 2002 A, 6.000% 12/01/13	650,000	665,230
<b>PA Economic Development Financing Authority</b>			
	Reliant Energy, Inc., Series 2001 A, AMT, 6.750% 12/01/36	400,000	441,804
<b>TX Brazos River Authority</b>			
	TXU Energy Co., LLC: Series 2001 C, AMT, 5.750% 05/01/36	220,000	226,877
	Series 2003 C, AMT, 6.750% 10/01/38	555,000	613,275

Municipal Bonds (continued)	Par (\$)	Value (\$)
[Redacted content]		

**UTILITIES (continued)**

**Investor Owned (continued)**



Edgar Filing: COLONIAL MUNICIPAL INCOME TRUST - Form N-Q

**WY Campbell County**

Black Hills Power, Inc.,

Series 2004,

5.350% 10/01/24

1,000,000

1,057,280

Investor Owned Total

11,655,600

**Joint Power Authority 0.3%**

Edgar Filing: COLONIAL MUNICIPAL INCOME TRUST - Form N-Q

**NC Eastern Municipal Power**

**Agency**

	Series 2003 F,		
	5.500% 01/01/16	430,000	463,050
<b>Joint Power Authority Total</b>			<b>463,050</b>
<b>Water &amp; Sewer</b>	<b>2.9%</b>		


Edgar Filing: COLONIAL MUNICIPAL INCOME TRUST - Form N-Q

<b>MA Water Resources Authority</b>			
	Series 1997 D, Insured: MBIA		
	5.000% 08/01/24	2,000,000	2,048,520
<b>MS V Lakes Utility District</b>			
	Series 1994, 8.250% 07/15/24(d)	485,000	291,111
<b>TX Houston Water &amp; Sewer System</b>			
	Series 1991 C, Insured: AMBAC (a) 12/01/12	3,000,000	2,388,780
Water & Sewer Total			4,728,411
UTILITIES TOTAL			20,404,044

<b>Total Municipal Bonds (cost of \$234,853,621)</b>	<b>246,885,715</b>
<b>Municipal Preferred Stocks 2.0%</b>	



**HOUSING 2.0%**  
**Multi-Family 2.0%**




Edgar Filing: COLONIAL MUNICIPAL INCOME TRUST - Form N-Q

<b>Charter Mac Equity Issuer Trust</b>			
	AMT,		
	6.000% 04/30/19(e)	1,000,000	1,116,010
	Series 2000, AMT,		
	7.600% 11/30/10(e)	500,000	551,250
<b>GMAC Municipal Mortgage Trust</b>			
	AMT,		
	5.600% 10/31/39(e)	500,000	540,780

	Par (\$)	Value (\$)
<b>Municipal Preferred Stocks</b> <b>(continued)</b>		

**HOUSING (continued)**

**Multi-Family (continued)**



Edgar Filing: COLONIAL MUNICIPAL INCOME TRUST - Form N-Q

<b>MuniMae Trust</b>			
	AMT,		
	5.800% 06/30/49(e)	1,000,000	1,088,110
Multi-Family Total			3,296,150
HOUSING TOTAL			3,296,150

**Total Municipal Preferred Stocks**  
**(cost of \$3,000,000)**  
**Shares**

**3,296,150**

**Investment Company 0.5%**

Edgar Filing: COLONIAL MUNICIPAL INCOME TRUST - Form N-Q

Dreyfus Tax-Exempt Cash Management Fund	808,241	808,241
<b>Total Investment Companies (cost of \$808,241)</b>		<b>808,241</b>

Par (\$)

Short-Term Obligations 2.1%

**VARIABLE RATE DEMAND**

NOTES (i) 2.1%

<b>FL Orange County School Board</b>			
	Series 2000 B, Insured: AMBAC, SPA: SunTrust Bank N.A.		
	3.640% 08/01/25	600,000	600,000
	Series 2002 B, Insured: MBIA, SPA: SunTrust Bank N.A.		
	3.640% 08/01/27	300,000	300,000
<b>IL Development Finance Authority</b>			
	Jewish Federal Metropolitan Chicago, Series 2002, Insured: AMBAC, SPA: JPMorgan Chase Bank		
	3.640% 09/01/32	200,000	200,000
<b>IL Health Facilities Authority</b>			
	University of Chicago Hospital, Series 1994, Insured: MBIA, SPA: JPMorgan Chase Bank		
	3.640% 08/15/26	100,000	100,000
<b>MN Mankato</b>			
	Bethany Lutheran College, Inc., Series 2000 B, LOC: Wells Fargo Bank N.A.		
	3.680% 11/01/15	100,000	100,000
<b>MO Health &amp; Educational Facilities Authority</b>			
	Bethesda Health Group, Inc., Series 2001 A, 3.680% 08/01/31	100,000	100,000
<b>MS Jackson County Pollution Control</b>			
	Chevron Corp.: Series 1992, 3.640% 12/01/16	100,000	100,000
	Series 1993, 3.640% 06/01/23	200,000	200,000



<b>Short-Term Obligations (continued)</b>	<b>Par (\$)</b>	<b>Value (\$)</b>
[Redacted content]		

Edgar Filing: COLONIAL MUNICIPAL INCOME TRUST - Form N-Q

VARIABLE RATE DEMAND

NOTES (i) (continued)

<b>SD Health &amp; Educational Facilities</b>			
<b>Authority</b>			
	Rapid City Regional Hospital, Series 2003, Insured: MBIA, SPA: U.S. Bank N.A. 3.630% 09/01/27	300,000	300,000
<b>TX Harris County Health Facilities</b>			
<b>Development Corp.</b>			
	Texas Medical Center, Series 2001, Insured: MBIA 3.640% 09/01/31	800,000	800,000
<b>UT Carbon County</b>			
	Refunding Pacificorp, Series 1994, Insured: AMBAC, LOC: JPMorgan Chase Bank 3.630% 11/01/24	100,000	100,000
<b>WI Health &amp; Educational Facilities</b>			
<b>Authority</b>			
	Gundersen Lutheran, Series 2000 B, Insured: FSA LOC: Dexia Credit Local 3.630% 12/01/29	100,000	100,000
<b>WY Uinta County</b>			
	Chevron Corp., Series 1993, 3.640% 08/15/20	500,000	500,000
<b>VARIABLE RATE DEMAND NOTES TOTAL</b>			<b>3,500,000</b>

**Total Short-Term Obligations (cost  
of \$3,500,000)**

**3,500,000**

<b>Total Investments</b>	153.9% (cost of \$242,161,862)(j)(k)	<b>254,490,106</b>
<b>Other Assets &amp; Liabilities, Net</b>	(53.9)%	<b>(89,131,980)</b>
<b>Net Assets</b>	100.0%	<b>165,358,126</b>

**Notes to Investment Portfolio:**

\*

**Security Valuation:**

Debt securities generally are valued by pricing services approved by the Fund's Board of Trustees, based upon market transactions for normal, institutional-size trading units of similar securities. The services may use various pricing techniques which take into account appropriate factors such as yield, quality, coupon rate, maturity, type of issue, trading characteristics and other data, as well as broker quotes. Debt securities for which quotations are readily available are valued at an over-the-counter or exchange bid quotation. Certain debt securities, which tend to be more thinly traded and of lesser quality, are priced based on fundamental analysis of the financial condition of the issuer and the estimated value of any collateral. Valuations developed through pricing techniques may vary from the actual amounts realized upon sale of the securities, and the potential variation may be greater for those securities valued using fundamental analysis.

Short-term debt obligations maturing within 60 days are valued at amortized cost, which approximates market value.

Investments in other investment companies are valued at net asset value.

Futures contracts are valued at the settlement price established each day by the board of trade or exchange on which they are traded.

Investments for which market quotations are not readily available, or have quotations which management believes are not appropriate, are valued at fair value as determined in good faith under consistently applied procedures established by and under the general supervision of the Board of Trustees. If a security is valued at a fair value, such value is likely to be different from the last quoted market price for the security.

Generally, trading in foreign securities is substantially completed each day at various times prior to the close of the New York Stock Exchange ( NYSE ). The values of such securities used in computing the net asset value of the Fund's shares are determined as of such times. Foreign currency

exchange rates are generally determined at 4:00 p.m. Eastern (U.S.) time. Events affecting the values of such foreign securities and such exchange rates may occur between the times at which they are determined and the close of the customary trading session of the NYSE, which would not be reflected in the computation of the Fund's net asset value. If events materially affecting the values of such foreign securities occur and it is determined that market quotations are not reliable, then these foreign securities will be valued at their fair value using procedures approved by the Board of Trustees.

Swap transactions such as interest rate, total return, index or currency swaps, consistent with their investment objective and policies to obtain a desired return at a lower cost than if the Funds had invested directly in the asset that yielded the desired return. Swaps involve the exchange by a Fund with another party of their respective commitments to pay or receive interest or total return throughout the lives of the agreements. The interest to be paid or received on interest rate swaps is included in net realized gain/(loss) on investments. Unrealized gains are reported as an asset and unrealized losses are reported as a liability on the Statement of net assets. A realized gain or loss is recorded upon termination of swap agreements and is equal to the difference between the Fund's basis in the swap and the proceeds from (or cost of) the closing transaction. Swap agreements are stated at fair value. Notional principal amounts are used to express the extent of involvement in these transactions, but the amounts potentially subject to credit risk are much smaller.

- (a) Zero coupon bond.
- (b) Denotes a restricted security, which is subject to restrictions on resale under federal securities laws or in transactions exempt from registration. At February 28, 2007, the value of this security represents 0.7% of net assets.

Edgar Filing: COLONIAL MUNICIPAL INCOME TRUST - Form N-Q

Security	Acquisition Date	Acquisition Cost
CA Statewide Communities Development Authority, Crossroads School for Arts & Sciences, Series 1998, 6.00% 08/01/28	08/21/98	\$ 1,070,000

- (c) Represents fair value as determined in good faith under procedures approved by the Board of Trustees.
- (d) The issuer is in default of certain debt covenants. Income is not being accrued. At February 28, 2007, the value of these securities amounted to \$440,107, which represents 0.3% of net assets.
- (e) Security exempt from registration pursuant to Rule 144A under the Securities Act of 1933. These securities may be resold in transactions exempt from registration, normally to qualified institutional buyers. At February 28, 2007, these securities, which are not illiquid except the one shown in the table below, amounted to \$6,637,586, which represents 4.0% of net assets.

Security	Acquisition Date	Par/Unit	Cost	Value
Resolution Trust Corp., Pass-Through Certificates, Series 1993 A, 8.500% 12/01/16	08/27/93	\$ 455,481	\$ 455,481	\$ 452,165

- (f) The Trust has been informed that each issuer has placed direct obligations of the U.S. Government in an irrevocable trust, solely for the payment of principal and interest.
- (g) Step bond. This security is currently not paying coupon. Shown parenthetically is the next interest rate to be paid and the date the Fund will begin accruing at this rate.
- (h) A portion of this security with a market value of \$1,006,080 is pledged as collateral for open futures contracts.
- (i) Variable rate demand note. This security is payable upon demand and is secured by letters of credit or other credit support agreements from banks. The interest rate changes periodically and the interest rate shown reflects the rate as of February 28, 2007.
- (j) Cost for federal income tax purposes is \$242,161,862.
- (k)

Edgar Filing: COLONIAL MUNICIPAL INCOME TRUST - Form N-Q

Unrealized appreciation and depreciation at February 28, 2007 based on cost of investments for federal income tax purposes was:

<b>Unrealized</b>			
<b>Appreciation</b>	<b>Unrealized Depreciation</b>	<b>Net Unrealized</b>	<b>Appreciation</b>
\$ 16,693,457	\$ (4,365,213)	\$	12,328,244

At February 28, 2007, the Trust held the following open short futures contracts:

Type	Number of Contracts	Value	Aggregate Face Value	Expiration Date	Unrealized Appreciation
10-Year U.S. Treasury Notes	129	\$ 14,008,594	\$ 13,931,194	Jun-2007	\$ 76,005
20-Year U.S. Treasury Bonds	24	2,712,000	2,649,567	Mar-2007	63,828
					\$ 139,833

At February 28, 2007, the Trust held the following forward swap contract:

Notional Amount	Effective Date	Expiration Date	Counter-party	Receive (Pay)	Fixed Rate	Variable Rate	Net Unrealized Depreciation
\$	8,000,000	02/01/07	JPMorgan Chase Bank	(Pay)	3.903%	BMA Index	\$ (129,753)

-	<u>Acronym</u>	<u>Name</u>
-	AMBAC	Ambac Assurance Corp.

AMT	Alternative Minimum Tax
FGIC	Financial Guaranty Insurance Co.
FHA	Federal Housing Administration
FHLMC	Federal Home Loan Mortgage Corp.
FSA	Financial Security Assurance, Inc.
GNMA	Government National Mortgage Association
HFDC	Health Facility Development Corporation
LOC	Letter of Credit
MBIA	MBIA Insurance Corp.
PSFG	Permanent School Fund Guarantee
SPA	Stand-by Purchase Agreement



**Item 2. Controls and Procedures.**

(a) The registrant's principal executive officer and principal financial officers, based on their evaluation of the registrant's disclosure controls and procedures as of a date within 90 days of the filing of this report, have concluded that such controls and procedures are adequately designed to ensure that information required to be disclosed by the registrant in Form N-Q is accumulated and communicated to the registrant's management, including the principal executive officer and principal financial officer, or persons performing similar functions, as appropriate to allow timely decisions regarding required disclosure.

(b) There was no change in the registrant's internal control over financial reporting that occurred during the registrant's last fiscal quarter that has materially affected, or is reasonably likely to materially affect, the registrant's internal control over financial reporting.

**Item 3. Exhibits.**

Certifications pursuant to Rule 30a-2(a) under the Investment Company Act of 1940 (17 CFR 270.30a-2(a)) attached hereto as Exhibit 99.CERT.

---

**SIGNATURES**

Pursuant to the requirements of the Securities Exchange Act of 1934 and the Investment Company Act of 1940, the registrant has duly caused this report to be signed on its behalf by the undersigned, thereunto duly authorized.

(registrant)	Colonial Municipal Income Trust
By (Signature and Title)	/s/ Christopher L. Wilson Christopher L. Wilson, President
Date	April 26, 2007

Pursuant to the requirements of the Securities Exchange Act of 1934 and the Investment Company Act of 1940, this report has been signed below by the following persons on behalf of the registrant and in the capacities and on the dates indicated.

By (Signature and Title)	/s/ Christopher L. Wilson Christopher L. Wilson, President
Date	April 26, 2007
By (Signature and Title)	/s/ J. Kevin Connaughton J. Kevin Connaughton, Treasurer
Date	April 26, 2007

---