

ABERDEEN CHILE FUND, INC.
Form N-CSR
March 07, 2011

UNITED STATES

SECURITIES AND EXCHANGE COMMISSION

Washington, D.C. 20549

FORM N-CSR

CERTIFIED SHAREHOLDER REPORT OF REGISTERED

MANAGEMENT INVESTMENT COMPANIES

Investment Company Act file number:	811-05770
Exact name of registrant as specified in charter:	Aberdeen Chile Fund, Inc.
Address of principal executive offices:	1735 Market Street, 32nd Floor

Edgar Filing: ABERDEEN CHILE FUND, INC. - Form N-CSR

	Philadelphia, PA 19103
Name and address of agent for service:	Ms. Andrea Melia
	Aberdeen Asset Management Inc.
	1735 Market Street, 32nd Floor
	Philadelphia, PA 19103
Registrant's telephone number, including area code:	866-839-5205
Date of fiscal year end:	December 31
Date of reporting period:	December 31, 2010

Item 1. Reports to Stockholders.

Managed Distribution Policy

The Board of Directors of the Fund has authorized a managed distribution policy (MDP) of paying quarterly distributions at an annual rate, set once a year, that is a percentage of the rolling average of the Fund's prior four quarter-end net asset values. With each distribution, the Fund will issue a notice to shareholders and an accompanying press release which will provide detailed information regarding the amount and composition of the distribution and other information required by the Fund's MDP exemptive order. The Fund's Board of Directors may amend or terminate the MDP at any time without prior notice to shareholders; however, at this time, there are no reasonably foreseeable circumstances that might cause the termination of the MDP. You should not draw any conclusions about the Fund's investment performance from the amount of distributions or from the terms of the Fund's MDP.

Distribution Disclosure Classification (unaudited)


The Fund's policy is to provide investors with a stable distribution rate. Each quarterly distribution will be paid out of current income, supplemented by realized capital gains and, to the extent necessary, paid-in capital.

The Fund is subject to U.S. corporate, tax and securities laws. Under U.S. tax accounting rules, the amount of distributable income for each fiscal period depends on the actual exchange rates during the entire year between the U.S. dollar and the currencies in which Fund assets are denominated and on the aggregate gains and losses realized by the Fund during the entire year.

Therefore, the exact amount of distributable income for each fiscal year can only be determined as of the end of the Fund's fiscal year, December 31. Under the U.S. Investment Company Act of 1940, the Fund is required to indicate the sources of certain distributions to shareholders. This estimated distribution composition may vary from quarter to quarter because it may be materially impacted by future realized gains and losses on securities and fluctuations in the value of the currencies in which Fund assets are denominated.

The distributions for the fiscal year ended December 31, 2010, consisted of 0.27% of net investment income and 99.73% of net realized long-term capital gains.


In January 2011, a Form 1099-DIV was sent to shareholders, which stated the amount and composition of distributions and provided information with respect to their appropriate tax treatment for the 2010 calendar year.




Edgar Filing: ABERDEEN CHILE FUND, INC. - Form N-CSR

Closed-end funds have a one-time initial public offering and then are subsequently traded on the secondary market through one of the stock exchanges. The investment return and principal value will fluctuate so that an investor's shares may be worth more or less than the original cost. Shares of closed-end funds may trade above (a premium) or below (a discount) the net asset value (NAV) of the fund's portfolio. Past performance does not guarantee future results. Foreign securities are more volatile, harder to price and less liquid than U.S. securities. These risks may be enhanced in emerging market countries. Concentrating investments in a single country, region or industry may subject a fund to greater price volatility and risk of loss than more diverse funds. Aberdeen Asset Management Inc., 1735 Market Street, 32nd Floor, Philadelphia, PA 19103.

NOT FDIC INSURED | NO BANK GUARANTEE | MAY LOSE VALUE



[THIS PAGE INTENTIONALLY LEFT BLANK]



Letter to Shareholders

February 10, 2011

Dear Shareholder,

We present this Annual Report which covers the activities of Aberdeen Chile Fund, Inc. (the Fund) for the twelve-month period ended December 31, 2010. The Fund's principal investment objective is to seek total return, consisting of capital appreciation and income, by investing primarily in Chilean securities.

For the year ended December 31, 2010, the total return to shareholders of the Fund based on the net asset value (NAV) of the Fund was 38.6% versus a return of 44.2% for the Fund's benchmark, the MSCI Chile Index. Based on market price, the Fund's shares gained 49.5% during the period, assuming reinvestment of dividends and distributions.

Share Price Performance

The Fund's share price increased 26.6% over the twelve months, from \$17.90 on December 31, 2009 to \$22.67 on December 31, 2010. The Fund's share price on December 31, 2010 represented a premium of 2.8% to the NAV per share of \$22.05 on that date, compared with a discount of 4.6% to the NAV per share of \$18.77 on December 31, 2009. As of February 10, 2011, the share price was \$19.97, representing a premium of 2.4% to the NAV per share of \$19.50.

Elective Cash Distribution Results

On December 7, 2010 the Board of Directors declared the payment of an elective cash distribution to be paid in the amount of \$1.6591 per share of common stock, on January 28, 2011, to shareholders of record at the close of business on December 16, 2010. As announced, the distribution was payable in the Fund's common stock. However, shareholders had the option to request that their distributions be paid in cash in lieu of common stock. The aggregate amount of cash distributions to all stockholders was limited to 10% of the aggregate dollar amount of the total distribution. Because cash distribution requests exceeded this limit, the Fund pro rated the cash distribution among all stockholders who made such requests. Shareholders who requested cash distributions received \$0.28396 per share or 17.11% of the distribution in cash and received the balance in the Fund's common stock. For purposes of computing the stock portion of the dividend, the common stock distributed was valued at \$20.61 per share, which equaled the average closing price of the Fund's common shares on the NYSE Amex on January 19, 2011 and the two preceding trading days. Following the closing of the elective cash distribution, the Fund's number of outstanding shares was 8,178,159.

Market Review

In 2010, Chilean equities continued to perform well with the market return being one of the highest of the region. Strength in the market was driven by several factors, including the continued flow of capital into the region, a factor that was amplified in the later stages of the year as the U.S. embarked on a second phase of quantitative easing.

However, notwithstanding the external factors that impacted the market, there were several encouraging developments within Chile that had a positive influence during the year. Early in 2010, Chile saw an orderly election that resulted in a transition of power to the well-regarded businessman, Sebastian Pinera, who stood on a center-right platform. Following the election, he immediately

Edgar Filing: ABERDEEN CHILE FUND, INC. - Form N-CSR

announced several reforms that aim to increase growth in Chile over the coming years, with the goal of Chile becoming a developed economy by 2020.

Following the major earthquake that hit at the end of the first quarter, confidence in Chile was briefly weakened. Immediate disruption to the economy was considerable; however, in the following months, significant boosts to the economy were achieved as the government poured money from the well-capitalized sovereign wealth fund into the reconstruction effort. As the economy rebounded strongly Chile saw particular strength in the domestic economy, driven by robust consumer spending and the continued low interest rate environment.

During the year, the central bank took steps to normalize interest rates, increasing the interest rates several months in a row. As the local currency continued to strengthen versus the U.S. dollar, the pace of the increases was somewhat moderated. To date, there is little inflation in the economy so the moderate increases have been enough to keep inflation well under control. Aberdeen believes that managing the balance between currency appreciation and inflation will be a key challenge for the central bank in 2011.

Following the transition of investment adviser from Credit Suisse Asset Management in July 2009, Aberdeen completed several transactions in an effort to align the Fund with Aberdeen's investment philosophy. During the period, the Fund sold positions in the utility companies, Endesa and Colbun. Against this, the Fund added to positions in some of the more consumer-oriented companies in the region including Embotelladora Andina, La Polar, and Parque Arauco. The Fund also initiated a position in the IT services company, Sonda.

Outlook

In the short term, Aberdeen believes Chilean equities may rally further, driven by strong fundamentals and continued flush liquidity. However, uncertainty and volatility is likely to persist and it should be noted that today the valuation of Chilean equities is one of the highest in the region.

Whilst the economy in Chile remains extremely robust, the economy will suffer if the developed world recovery falters. Continued currency appreciation also brings the risk that the central bank will introduce

Letter to Shareholders (concluded)

February 10, 2011

more aggressive forms of currency controls, which potentially worsen the investment environment. On balance though, the adviser believes companies in the Fund are generally well managed and are generally in a healthy financial position with robust balance sheets.

Dividend Reinvestment and Direct Stock Purchase Plan

As part of a broad effort to enhance available services to Shareholders, we are pleased to announce the availability of a Dividend Reinvestment and Direct Stock Purchase Plan (the Plan) that is sponsored and administered by Computershare Trust Company, N.A. (Computershare), the Fund's transfer agent. For both purchases and reinvestment purposes, shares will be purchased in the open market at the current share price and cannot be issued directly by the Fund.

The new Plan has similar features to the previous Dividend Reinvestment Plan that was administered by Computershare, but it also offers some enhancements that enable new investors to purchase initial shares through the Plan as a new investor, authorize recurring monthly purchases through the automatic investment feature and purchase shares over the Internet at www.computershare.com/aberdeen or by check.

For more information about the Plan and a brochure that includes the terms and conditions of the Plan, please contact Computershare at 1-800-647-0584 or visit www.computershare.com/buyaberdeen.

Investor Relations Information

For information about the Fund, daily updates of share price, NAV and details of recent distributions, please contact Aberdeen by:

- Calling toll free at 1-866-839-5205 in the United States,
- Emailing InvestorRelations@aberdeen-asset.com, or
- Visiting the website at www.aberdeench.com.

For additional information on the Aberdeen Closed-End Funds, Aberdeen invites you to visit our recently redesigned website and Closed-End Investor Center at: **www.aberdeench.com**.

From the site you will also be able to review fund performance, download literature and sign up for email services. The site houses most topical information about the Aberdeen Closed-End Funds, including fact sheets from Morningstar that are updated daily and monthly manager reports. If you sign up for our email service online, we can ensure that you are among the first to know about Aberdeen's latest closed-end fund news.

Edgar Filing: ABERDEEN CHILE FUND, INC. - Form N-CSR

Included within this report is a reply card with postage paid envelope. Please complete and mail the card if you would like to be added to our enhanced email service and receive future communications from Aberdeen.

Yours sincerely,

Christian Pittard

President

Aberdeen Chile Fund, Inc.

2

Portfolio Summary

December 31, 2010 (unaudited)

Sector Allocation

Top 10 Holdings, by Issuer

December 31, 2010 (unaudited)

Holding	Sector	Percent of Net Assets
1. Empresas COPEC S.A.	Industrial Conglomerates	16.2%
2. Empresas CMPC S.A.	Paper & Forest Products	13.8%
3. Banco Santander Chile	Commercial Banks	10.7%
4. S.A.C.I. Falabella	Multiline Retail	10.7%
5. Sociedad Química y Minera de Chile S.A.	Chemicals	10.0%
6. Enersis S.A.	Electric Utilities	9.4%
7. Lan Airlines S.A.	Airlines	6.5%
8. Cia Cervecerías Unidas S.A.	Beverages	4.0%
9. Parque Arauco S.A.	Real Estate Management & Development	3.8%
10. Embotelladora Andina S.A.	Beverages	3.8%

Average Annual Returns

December 31, 2010 (unaudited)

	1 Year	3 Years	5 Years	10 Years
Net Asset Value (NAV)	38.65%	16.74%	20.97%	18.59%
Market Value	49.48%	11.77%	16.41%	22.58%

*Aberdeen Asset Management Investment Services Limited has agreed to voluntarily waive fees and/or reimburse expenses. This waiver may be discontinued in the future. Without such waivers and/or reimbursed expenses, performance would be lower. Waivers and/or reimbursements are subject to change and may be discontinued at any time. Returns represent past performance. Total investment return at NAV is based on changes in the NAV of Fund shares and assumes reinvestment of dividends and distributions, if any. Total investment return at market value is based on changes in the market price at which the Fund's shares traded on the stock exchange during the period and assumes reinvestment of dividends and distributions, if any, at actual prices pursuant to the Fund's dividend reinvestment program. Because the Fund's shares trade in the stock market based on investor demand, the Fund may trade at a price higher or lower than its NAV. Therefore, returns are calculated based on share price and NAV. **Past performance is no guarantee of future results.** The current performance of the Fund may be lower or higher than the figures shown. The Fund's yield, return and market price and NAV will fluctuate. Performance information current to the most recent month-end is available by calling 866-839-5205.*

The annualized gross expense ratio is 2.20%. The annualized net expense ratio after fee waivers and/or expense reimbursements is 2.07%.

Portfolio of Investments

December 31, 2010

No. of Shares	Description	Value
EQUITY SECURITIES 105.3%		
AIRLINES 6.5%		
348,500	Lan Airlines S.A.	\$ 10,872,009
BEVERAGES 11.8%		
544,283	Cia Cervecerías Unidas S.A.	6,803,538
848,521	Coca-Cola Embonor S.A., PNA(a)	1,613,640
1,249,000	Embotelladora Andina S.A., PNB	6,322,395
2,148,000	Viña Concha y Toro S.A.	5,172,641
		19,912,214
CHEMICALS 10.0%		
119,650	Sociedad Química y Minera de Chile S.A., Class B, ADR	6,989,953
172,500	Sociedad Química y Minera de Chile S.A., PNB	9,780,898
		16,770,851
COMMERCIAL BANKS 13.8%		
74,820	Banco de Crédito e Inversiones	5,245,393
198,886,987	Banco Santander Chile	17,976,324
		23,221,717
ELECTRIC UTILITIES 9.4%		
34,000,000	Enersis S.A.	15,794,017
INDUSTRIAL CONGLOMERATES 16.2%		
1,403,889	Empresas COPEC S.A.	27,266,644
IT SERVICES 2.6%		
1,771,000	Sonda S.A.	4,435,068
MULTILINE RETAIL 14.2%		
811,421	Empresas La Polar S.A.	5,877,601
1,604,083	S.A.C.I. Falabella	17,960,245
		23,837,846
PAPER & FOREST PRODUCTS 13.8%		
435,713	Empresas CMPC S.A.	23,228,717
REAL ESTATE MANAGEMENT & DEVELOPMENT 3.8%		
2,657,000	Parque Arauco S.A.	6,472,180
WATER UTILITIES 3.2%		
3,253,500	Inversiones Aguas Metropolitanas S.A.	5,318,221
	Total Investments 105.3% (cost \$64,330,043)	177,129,484
	Liabilities in excess of cash and other assets (5.3)%	(8,976,832)
	Net Assets 100.0%	\$168,152,652

(a) Illiquid security.

ADR American Depositary Receipts.

PNA Preferred Shares, Class A.

PNB Preferred Shares, Class B.

See Notes to Financial Statements.

Aberdeen Chile Fund, Inc.

4

Statement of Assets and Liabilities

As of December 31, 2010

Assets

Investments, at value (cost \$64,330,043)	\$ 177,129,484
Cash (including \$8,040,382 of foreign currencies with a cost of \$8,024,139)	8,041,382
Investments sold receivable	409,288
Dividends receivable	73,313
Prepaid expenses	24,695

Total assets

185,678,162

Liabilities

Dividends and distributions (Note 1)	16,389,207
Investment advisory fees payable (Note 2)	421,666
Administration fees payable (Note 2)	81,034
Due to advisor	57,484
Investments purchased payable	26,169
Chilean taxes (Note 1)	44,124
Accrued expenses and other liabilities	505,826

Total liabilities

17,525,510

Net Assets

\$168,152,652

Net Assets consist of

Capital stock, \$0.001 par value (Note 5)	\$ 7,626
Paid-in capital	36,200,555
Accumulated net realized gain on investments and foreign currency related transactions	19,368,297
Net unrealized appreciation on investments and foreign currency translation	112,576,174

Net Assets applicable to shares outstanding

\$168,152,652

Net asset value per share, based on 7,626,079 shares issued and outstanding	\$ 22.05
---	----------

See Notes to Financial Statements.

Statement of Operations

For the Year Ended December 31, 2010

Investment Income

Income:

Dividends and other income	\$ 4,045,249
Less: Foreign taxes withheld	(17,259)
Total investment income	4,027,990

Expenses:

Investment advisory fees (Note 2)	1,922,135
Legal fees and expenses	526,635
Administration fees (Note 2)	215,763
Custodian's fees and expenses	262,547
Independent auditor's fees and expenses	146,823
Directors' fees and expenses	141,928
Reports to shareholders and proxy solicitation	90,380
Investor relations fees and expenses	61,988
Insurance expense	50,470
Transfer agent's fees and expenses	45,308
Miscellaneous	19,992
Chilean taxes (Note 1)	399,628
Total expenses	3,883,597
Less: Fee waivers (Note 2)	(233,227)
Net expenses	3,650,370

Net investment income	377,620
-----------------------	---------

Net Realized and Unrealized Gain/(Loss) on Investments and Foreign Currency Related Transactions

Net realized gain/(loss) on:

Investment transactions	45,990,176
Foreign currency transactions	1,420,166
Net change in unrealized appreciation of investments and foreign currency translation (includes \$241,316 of Chilean repatriation taxes on unrealized gains) (Note 1)	2,233,914
Net realized and unrealized gain on investments and foreign currency transactions	49,644,256
Net Increase in Net Assets Resulting from Operations	\$ 50,021,876

See Notes to Financial Statements.

Aberdeen Chile Fund, Inc.

Statement of Changes in Net Assets

	For the Year Ended December 31, 2010	For the Year Ended December 31, 2009
Increase/(Decrease) in Net Assets		
Operations:		
Net investment income	\$ 377,620	\$ 1,114,734
Net realized gain on investments and foreign currency related transactions	47,410,342	8,523,962
Net change in unrealized appreciation on investments and foreign currency translations	2,233,914	79,712,457
Net increase in net assets resulting from operations	50,021,876	89,351,153
Dividends and distributions to shareholders from:		
Net investment income	(74,745)	(3,391,348)
Net realized gain on investments	(27,346,856)	(7,488,148)
Total dividends and distributions to shareholders	(27,421,601)	(10,879,496)
Capital share transactions:		
Cost of 2,542,026 and 0 shares purchased through a tender offer (Note 5)	(45,298,903)	
Issuance of 0 and 1,045 shares through the directors compensation plan (Note 2)		17,650
Total capital share transactions	(45,298,903)	17,650
Total increase/(decrease) in net assets resulting from operations	(22,698,628)	78,489,307
Net Assets		
Beginning of year	190,851,280	112,361,973
End of year*	\$168,152,652	\$190,851,280

* Includes accumulated net investment loss of \$(0) and \$(796,785), respectively.

See Notes to Financial Statements.

Financial Highlights

	For the Fiscal Years Ended December 31,				
	2010	2009	2008	2007	2006
PER SHARE OPERATING PERFORMANCE					
Net asset value, beginning of year	\$18.77	\$11.05	\$18.78	\$17.33	\$14.16
Net investment income(a)	0.04	0.11	0.20	0.11	0.01
Net realized and unrealized gain/(loss) on investments and foreign currency related transactions	6.64	8.68	(7.01)	3.85	4.28
Net increase/(decrease) in net assets resulting from operations	6.68	8.79	(6.81)	3.96	4.29
Dividends and distributions to shareholders:					
Net investment income	(0.01)	(0.33)	(0.16)	(0.12)	(0.03)
Net realized gain	(3.45)	(0.74)	(0.76)	(2.39)	(1.09)
Total dividends and distributions to shareholders	(3.46)	(1.07)	(0.92)	(2.51)	(1.12)
Anti-dilutive impact due to capital shares tendered	0.06				
Net asset value, end of year	\$22.05	\$18.77	\$11.05	\$18.78	\$17.33
Market value, end of year	\$22.67	\$17.90	\$9.82	\$22.00	\$16.92
Total Investment Return Based on:					
Market value(b)	49.48%	93.78%	(51.78%)	49.56%	2.35%
Net asset value	38.65%	80.58%	(36.43%)	24.65%	30.66%
Ratio/Supplementary Data					
Net assets, end of year (000 omitted)	\$168,153	\$190,851	\$112,362	\$190,448	\$175,680
Average net assets (000 omitted)	\$176,275	\$156,471	\$175,102	\$206,623	\$153,963
Ratio of expenses to average net assets(c)	2.07%	1.94%	1.89%	1.79%	2.14%
Ratio of expenses to average net assets, excluding fee waivers(c)	2.20%	2.02%	1.89%	1.79%	2.14%
Ratio of expenses to average net assets, excluding taxes	1.84%	1.58%	1.50%	1.56%	1.91%
Ratio of net investment income to average net assets	0.21%	0.71%	1.13%	0.55%	0.05%
Portfolio turnover rate	41.45%	12.77%	27.33%	23.29%	19.95%

(a) Based on average shares outstanding.

(b) Total investment return is calculated assuming a purchase of common stock on the first day and a sale on the last day of each reporting period. Dividends and distributions, if any, are assumed, for purposes of this calculation to be reinvested at prices obtained under the Fund's dividend reinvestment plan. Total investment return does not reflect brokerage commissions.

(c) Ratios include the effect of Chilean taxes.

See Notes to Financial Statements.

Aberdeen Chile Fund, Inc.

Notes to Financial Statements

December 31, 2010

Aberdeen Chile Fund, Inc. (the Fund), formerly The Chile Fund, Inc., was incorporated in Maryland on January 30, 1989 and commenced investment operations on September 27, 1989. The Fund is registered under the Investment Company Act of 1940, as amended, as a closed-end, non-diversified management investment company.

The Fund seeks total return, consisting of capital appreciation and income, by investing primarily in Chilean securities.

On March 29, 2010, the Board of Directors of the Fund (the Board) approved a name change for the Fund in order to align the Fund more closely with the investment adviser and to differentiate the Fund in a competitive market with many known brands. The Fund's investment objective and NYSE Amex ticker symbol, CH, remain unchanged.

1. Significant Accounting Policies

The following is a summary of significant accounting policies followed by the Fund in the preparation of its financial statements. The financial statements of the Fund are prepared in accordance with accounting principles generally accepted in the United States of America (GAAP). The preparation of financial statements requires management to make estimates and assumptions that affect the reported amounts of assets and liabilities, disclosure of contingent assets and liabilities at the date of the financial statements, and the reported amounts of income and expenses for the period. Actual results could differ from those estimates. The U.S. dollar is used as both the functional and reporting currency.

(a) Security Valuation:

Securities for which market quotations are readily available are valued at current market value as of Valuation Time. Valuation Time is as of the close of regular trading on the New York Stock Exchange (usually 4:00 p.m. Eastern Time). Equity securities are typically valued at the last quoted sale price or, if there is no sale price, the last quoted bid price provided by an independent pricing service approved by the Board. Securities traded on NASDAQ are valued at the NASDAQ official closing price. Prices are taken from the primary market or exchange in which each security trades. Investment companies are valued at net asset value as reported by such company.

Most securities listed on a foreign exchange are valued either at fair value (see description below) or at the last sale price at the close of the exchange on which the security is principally traded. Foreign securities, currencies, and other assets and liabilities denominated in foreign currencies are translated into U.S. dollars at the exchange rate of said currencies against the U.S. dollar, as of Valuation Time, as provided by an independent pricing service approved by the Board.

Debt and other fixed-income securities (other than short-term obligations) are valued at the last quoted bid price and/or by using a combination of daily quotes and matrix evaluations provided by an independent pricing service, the use of which has been approved by the Board. In the event such quotes are not available from such pricing agents, then the security may be priced based on bid quotations from broker-dealers. Short-term debt securities of sufficient credit quality such as commercial paper and U.S. Treasury Bills having a remaining maturity of 60 days or less at the time of purchase are valued at amortized cost.

Edgar Filing: ABERDEEN CHILE FUND, INC. - Form N-CSR

Securities for which market quotations are not readily available, or for which an independent pricing service does not provide a value or provides a value that does not represent fair value in the judgment of the Fund's investment adviser or designee, are valued at fair value under procedures approved by the Board. In addition, fair value determinations are required for securities whose value is affected by a significant event that materially affects the value of a domestic or foreign security which occurs subsequent to the time of the close of the principal market on which such domestic or foreign security trades and before the Valuation Time (i.e., a subsequent event). Typically, this will involve events occurring after the close of a foreign market on which a security trades and before the next Valuation Time.

The Fund's equity securities that are traded on a foreign exchange or market which closes prior to the Fund's Valuation Time are fair valued by an independent pricing service. The fair value of each such security generally is calculated by applying a valuation factor provided by the independent pricing service to the last sales price for that security. If the pricing service is unable to provide a fair value for a security, the security will continue to be valued at the last sale price at the close of the exchange on which it is principally traded, subject to adjustment by the Fund's Pricing Committee. When the fair value prices are utilized, the value assigned to the foreign securities may not be the quoted or published prices of the securities on their primary markets.

For the year ended December 31, 2010, there have been no significant changes to the valuation procedures approved by the Board.

Equity securities are valued at the most recent sale price or official closing price reported on the exchange (US or foreign) or over-the-counter market on which they trade and are categorized as Level 1 securities. Securities for which no sales are reported are valued at the calculated bid. For certain international equity securities, in order to adjust for events which may occur between the close of the foreign exchange they are traded on and the close of the New York Stock Exchange, a fair valuation model may be used (as described above). This fair valuation model takes into account comparisons to the valuation of American Depository Receipts (ADRs), exchange-traded funds, futures contracts and certain indices and these securities are categorized as Level 2.

Notes to Financial Statements (continued)

December 31, 2010

Edgar Filing: ABERDEEN CHILE FUND, INC. - Form N-CSR

The Fund is required to disclose information regarding the fair value measurement of its assets and liabilities. Fair value is defined as the price that the Fund would receive upon selling an investment in a timely transaction to an independent buyer in the principal or most advantageous market of the investment. This disclosure requirement establishes a three-tier hierarchy to maximize the use of observable market data and minimize the use of unobservable inputs and to establish classifications of fair value measurements for disclosure purposes. Inputs refer broadly to the assumptions that market participants would use in pricing the asset or liability, including assumptions about risk, for example, the risk inherent in a particular valuation technique used to measure fair value including such a pricing model and/or the risk inherent in the inputs to the valuation technique. Inputs may be observable or unobservable.

Observable inputs are inputs that reflect the assumptions market participants would use in pricing the asset or liability developed based on market data obtained from sources independent of the reporting entity. Unobservable inputs are inputs that reflect the

reporting entity's own assumptions about the assumptions market participants would use in pricing the asset or liability developed based on the best information available in the circumstances.

The three-tier hierarchy of inputs is summarized in the three broad Levels listed below.

Level 1 quoted prices in active markets for identical securities.

Level 2 other significant observable inputs (including quoted prices for similar securities, interest rates, prepayment speeds, credit risk, etc.).

Level 3 significant unobservable inputs (including the Fund's own assumptions in determining the fair value of investments, information provided by the General Partner or investee companies such as publicly traded prices, financial statements, capital statements, recent transactions, and general market conditions.)

The inputs or methodology used for valuing securities are not necessarily an indication of the risk associated with investing in those securities.

Edgar Filing: ABERDEEN CHILE FUND, INC. - Form N-CSR

The following is a summary of the inputs used as of December 31, 2010 in valuing the Fund's investments carried at value:

Investments, at value	Level 1*	Level 2*	Level 3*	Balance as of 12/31/2010
Airlines	\$10,872,009	\$	\$	\$10,872,009
Beverages	19,912,214			19,912,214
Chemicals	16,770,851			16,770,851
Commercial Banks	23,221,717			23,221,717
Electric Utilities	15,794,017			15,794,017
Industrial Conglomerates	27,266,644			27,266,644
IT Services	4,435,068			4,435,068
Multiline Retail	23,837,846			23,837,846
Paper & Forest Products	23,228,717			23,228,717
Real Estate Management & Development	6,472,180			6,472,180
Water Utilities	5,318,221			5,318,221
Total	\$177,129,484	\$	\$	\$177,129,484

* For the year ended December 31, 2010, there have been no significant changes to the fair valuation methodologies. For the year ended December 31, 2010, there were no significant transfers in or out of Level 1, Level 2 and Level 3 fair value measurements.

Aberdeen Chile Fund, Inc.

Notes to Financial Statements (continued)

December 31, 2010

(b) Short-Term Investment:

The Fund sweeps available cash into a short-term time deposit available through Brown Brothers Harriman & Co. (BBH & Co.), the Fund's custodian. The short-term time deposit is a variable rate account classified as a short-term investment.

(c) Foreign Currency Transactions:

The books and records of the Fund are maintained in U.S. dollars. Foreign currency amounts are translated into U.S. dollars on the following basis:

- (I) market value of investment securities, other assets and liabilities at the valuation date rate of exchange; and
- (II) purchases and sales of investment securities, income and expenses at the relevant rates of exchange prevailing on the respective dates of such transactions.

The Fund does not isolate that portion of gains and losses on investments in equity securities which is due to changes in the foreign exchange rates from that which is due to changes in market prices of equity securities. Accordingly, realized and unrealized foreign currency gains and losses with respect to such securities are included in the reported net realized and unrealized gains and losses on investment transactions balances.

The Fund reports certain foreign currency related transactions and foreign taxes withheld on security transactions as components of realized gains for financial reporting purposes, whereas such foreign currency related transactions are treated as ordinary income for U.S. federal income tax purposes.

Net unrealized currency gains or losses from valuing foreign currency denominated assets and liabilities at period end exchange rates are reflected as a component of net unrealized appreciation/depreciation in value of investments, and translation of other assets and liabilities denominated in foreign currencies.

Net realized foreign exchange gains or losses represent foreign exchange gains and losses from transactions in foreign currencies and forward foreign currency contracts, exchange gains or losses realized between the trade date and settlement date on security transactions, and the difference between the amounts of interest and dividends recorded on the Fund's books and the U.S. dollar equivalent of the amounts actually received.

Foreign security and currency transactions may involve certain considerations and risks not typically associated with those of domestic origin, including unanticipated movements in the value of the foreign currency relative to the U.S. dollar. Generally, when the U.S. dollar rises in value against foreign currency, the Fund's investments denominated in that currency will lose value because its currency is worth fewer U.S. dollars; the

opposite effect occurs if the U.S. dollar falls in relative value.

(d) Security Transactions and Investment Income:

Securities transactions are recorded on the trade date. Realized and unrealized gains/(losses) from security and currency transactions are calculated on the identified cost basis. Dividend income is recorded on the ex-dividend date except for certain dividends on foreign securities, which are recorded as soon as the Fund is informed after the ex-dividend date. Interest income is recorded on an accrual basis. Expenses are recorded on an accrual basis.

(e) Distributions:

The Fund has a managed distribution policy of paying quarterly distributions at an annual rate, set once a year, that is a percentage of the rolling average of the Fund's prior four quarter-end NAV's. In June 2010, the Board determined the rolling distribution rate to be 10% for the 12 month period commencing with the distribution payable in July 2010. This policy will be subject to regular review by the Fund's Board. The distributions will be made from current income, supplemented by realized capital gains and, to the extent necessary, paid-in capital.

On an annual basis, the Fund intends to distribute its net realized capital gains, if any, by way of a final distribution to be declared during the calendar quarter ending December 31. Dividends and distributions to shareholders are recorded by the Fund on the ex-dividend date.

Dividends and distributions to shareholders are determined in accordance with federal income tax regulations, which may differ from GAAP. These differences are primarily due to differing treatments for foreign currencies.

(f) Recent Accounting Pronouncements:

In January 2010, the Financial Accounting Standards Board issued Accounting Standards Update 2010-06 (ASU 2010-06) to ASC 820-10, Fair Value Measurements and Disclosures Overall. This amendment requires the disclosure of input and valuation techniques used to measure fair value for both recurring and nonrecurring fair value measurements for Level 2 and Level 3 positions. In addition, transfers between all levels must be disclosed on a gross basis including the reason(s) for the transfer(s). Purchases, sales, issuances and settlements in the Level 3 rollforward must be disclosed on a gross basis. The amendment is effective for interim and annual reporting periods beginning after December 15, 2009, while disclosures about purchases, sales, issuances, and settlements in the Level 3 rollforward of activity is effective for interim and annual reporting periods beginning after December 15, 2010. The Fund has adopted a policy of recognizing significant transfers between Level 1 and Level 2 at the reporting period end. A significant transfer is a transfer, in aggregate, whose value is

Notes to Financial Statements (continued)

December 31, 2010

greater than 5% of the net assets of the Fund on the recognition date. As of December 31, 2010, there have been no significant transfers between Level 1, Level 2, or Level 3.

(g) Federal Income Taxes:

The Fund intends to continue to qualify as a regulated investment company by complying with the provisions available to certain investment companies, as defined in Subchapter M of the Internal Revenue Code, and to make distributions of net investment income and net realized capital gains sufficient to relieve the Fund from all, or substantially all, federal income taxes. Therefore, no federal income tax provision is required.

The Fund recognizes the tax benefits of uncertain tax positions only where the position is more likely than not to be sustained assuming examination by tax authorities. Management of the Fund has concluded that there are no significant uncertain tax positions that would require recognition in the financial statements. Since tax authorities can examine previously filed tax returns, the Fund's U.S. federal tax returns for the prior four fiscal years are subject to review by the Internal Revenue Service.

Income received by the Fund from sources within Chile and other foreign countries may be subject to withholding and other taxes imposed by such countries. The Fund accrues foreign Chilean taxes on realized gains and repatriation taxes in an amount equal to what the Fund would owe if the securities were sold and the proceeds repatriated on the valuation date as a liability and reduction of realized/unrealized gains. Taxes on foreign income are recorded when the related income is recorded. For the year ended December 31, 2010, the Fund incurred \$399,628 of such expense.

2. Agreements

Aberdeen Asset Management Investment Services Limited (AAMISL) serves as the Fund's investment adviser with respect to all investments. The adviser is a direct wholly-owned subsidiary of Aberdeen Asset Management PLC. AAMISL receives as compensation for its advisory services from the Fund, an annual fee, calculated weekly and paid quarterly, equal to 1.20% of the first \$50 million of the Fund's average weekly market value or net assets (whichever is lower), 1.15% of amounts from \$50-100 million, 1.10% of amounts from \$100-150 million, 1.05% of amounts from \$150-200 million and 1.00% of amounts over \$200 million. AAMISL has voluntarily agreed to waive a portion of its advisory fee, calculated weekly and paid quarterly, equal to 0.20% of the first \$50 million of the Fund's average weekly market value or net assets (whichever is lower), 0.15% of amounts from \$50-100 million, 0.10% of amounts from \$100-150 million, 0.05% of amounts from \$150-\$200 million. For the year ended December 31, 2010, AAMISL earned \$1,922,135 for advisory services to the Fund, of which AAMISL waived \$233,227.

Celfin Capital Servicios Financieros S.A. (Celfin) serves as the Fund's investment sub-adviser. For its services, Celfin is paid a fee out of the advisory fee, calculated weekly and paid quarterly, at an annual rate after waiver of 0.17% of the Fund's average weekly market value or net assets (whichever is lower). For the year ended December 31, 2010, sub-advisory fees for the Fund amounted to \$287,115.

For the year ended December 31, 2010, Celfin earned approximately \$212,472 in brokerage commissions from portfolio transactions executed on behalf of the Fund.

BBH & Co. is the U.S. Administrator for the Fund and certain other funds advised by AAMISL or its affiliates (collectively the Funds). The Funds pay BBH & Co. monthly for administrative and fund accounting services, at an annual rate of .06% of the Funds' aggregate assets up to \$500 million, .0525% for the next \$500 million, and .0425% in excess of \$1 billion. Each Fund pays its pro rata portion of the fee based on its level of assets. For the year ended December 31, 2010, BBH & Co. earned \$100,992 from the Fund for administrative and fund accounting services.

Celfin Capital S.A. Administradora de Fondos de Capital Extranjero (AFCE) serves as the Fund's Chilean administrator. For its services, AFCE is paid a fee out of the advisory fee payable to AAMISL, calculated weekly and paid quarterly at an annual rate of 0.05% of the Fund's average weekly market value or net assets (whichever is lower). In addition, AFCE receives a supplemental administration fee, annual reimbursement of out-of-pocket expenses and an accounting fee from the Fund. For the year ended December 31, 2010, the administration fees, supplemental administration fees and accounting fees for the Fund amounted to \$84,445, \$106,204 and \$8,567, respectively.

Effective February 1, 2010, the Board approved an Investor Relations Services Agreement. Under the terms of the Investor Relations Services Agreement, Aberdeen Asset Management Inc. (AAMI), an affiliate of AAMISL, provides investor relations services to the Fund and certain other U.S. registered closed end funds advised by AAMISL or its affiliates. The Fund incurred investor relations service fees of approximately \$49,808 as of December 31, 2010. Investor relations fees and expenses in the Statement of Operations include certain out-of-pocket expenses.

Fifty percent (50%) of the annual retainer of the Independent Directors is invested in Fund shares and, at the option of each Independent Director, 100% of the annual retainer can be invested in shares of the Fund. During the fiscal year ended December 31, 2009, 1,045 shares were issued and an additional 997 shares were purchased pursuant to the Directors compensation plan. During the fiscal year ended December 31, 2010, there were 1,755 shares purchased pursuant to the Directors compensation plan. Directors as a group own less than 1% of the Fund's outstanding shares.

12 Aberdeen Chile Fund, Inc.

Notes to Financial Statements (continued)

December 31, 2010

3. Investment Transactions

For the year ended December 31, 2010, Fund purchases and sales of securities, other than short-term investments, were \$72,214,868 and \$137,411,256, respectively.

4. Tax Information

Income and capital gain distributions are determined in accordance with U.S. federal income tax regulations, which may differ from GAAP.

For the year ended December 31, 2010 the Fund paid \$74,745 in distributions classified as ordinary income and \$27,346,856 in distributions classified as long-term capital gains. For the year ended December 31, 2009 the Fund paid \$3,391,348 in distributions classified as ordinary income and \$7,488,148 in distributions classified as long-term capital gains.

The tax basis of components of distributable earnings differ from the amounts reflected in the Statement of Assets and Liabilities by temporary book/tax differences. These differences are primarily due to timing differences due to losses deferred on wash sales. At December 31, 2010, the components of distributable earnings on a tax basis for the Fund were as follows:

Undistributed long-term capital gains	\$19,643,278
Unrealized appreciation	112,301,193
Total distributable earnings	\$131,944,471

At December 31, 2010, the identified cost for U.S. federal income tax purposes, the gross unrealized appreciation from investments for those securities having an excess of value over cost, the gross unrealized depreciation from investments for those securities having an excess of cost over value and the net unrealized appreciation from investments were \$64,605,024, \$113,090,937, \$(566,477) and \$112,524,460, respectively.

GAAP requires that certain components of net assets be adjusted to reflect permanent differences between financial and tax reporting. Accordingly, during the year ended December 31, 2010, \$493,910 had been reclassified from accumulated net realized gain on investments and foreign currency related transactions to accumulated net investment loss as a result of permanent differences primarily attributable to foreign currency transactions. These reclassifications had no effect on net assets or net asset values per share.

5. Capital

The authorized capital stock of the Fund is 100,000,000 shares of common stock, \$0.001 par value. As of December 31, 2010 there were 7,626,079 shares issued and outstanding.

On April 21, 2010, the Fund's Board approved a tender offer for shares of the Fund's common stock. The tender offer authorized the Fund to purchase up to 25% of its

Edgar Filing: ABERDEEN CHILE FUND, INC. - Form N-CSR

issued and outstanding shares at a price equal to 99% of the Fund's net asset value per share at the close of business on the NYSE Amex on June 1, 2010, the first business day following the expiration of the offer. The tender offer commenced on April 30, 2010 and expired on May 28, 2010.

In connection with the tender offer, the Fund purchased 2,542,026 shares of capital stock at a price equal to \$17.82. The tender offer was oversubscribed and all tenders of shares were subject to pro ration (at a ratio of approximately 0.413880429) in accordance with the terms of the tender offer.

On December 7, 2010 the Board of Directors declared the payment of an elective cash distribution to be paid in the amount of \$1.6591 per share of common stock, on January 28, 2011, to shareholders of record at the close of business on December 16, 2010. As announced, the distribution was payable in the Fund's common stock. However, shareholders had the option to request that their distributions be paid in cash in lieu of common stock. The aggregate amount of cash distributions to all stockholders was limited to 10% of the aggregate dollar amount of the total distribution. Because cash distribution requests exceeded this limit, the Fund pro rated the cash distribution among all stockholders who made such requests. Shareholders who requested cash distributions received \$0.28396 per share or 17.11% of the distribution in cash and received the balance in the Fund's common stock. For purposes of computing the stock portion of the dividend, the common stock distributed was valued at \$20.61 per share, which equaled the average closing price of the Fund's common shares on the NYSE Amex on January 19, 2011 and the two preceding trading days. Following the closing of the elective cash distribution, the Fund's number of outstanding shares was 8,178,159.

6. Credit Facility

On November 12, 2010, the Fund entered into a joint credit facility along with certain other Funds. The Funds agreed to a \$10 million committed revolving credit facility with BBH & Co. for temporary or emergency purposes. Under the terms of the joint credit facility, the Funds pay an aggregate commitment fee on the average unused amount of the credit facility. In addition, the Funds will pay interest on borrowings at the Overnight LIBOR rate plus a spread. For the year ended December 31, 2010, the Fund had no borrowings under the joint credit facility.

7. Contingencies

In the normal course of business, the Fund may provide general indemnifications pursuant to certain contracts and organizational documents. The Fund's maximum exposure under these arrangements is dependent on future claims that may be made against the Fund and, therefore, cannot be estimated; however, based on experience, the risk of loss from such claims is considered remote.

Notes to Financial Statements (concluded)

December 31, 2010

8. Portfolio Investment Risks

(a) Risks Associated with Foreign Securities and Currencies:

Investments in securities of foreign issuers carry certain risks not ordinarily associated with investments in securities of U.S. issuers. Such risks include, among others, currency risks, information risk and political risk. Currency risk results from securities denominated in currencies other than U.S. dollars that are subject to changes in value due to fluctuations in exchange rates. Information risk arises with respect to foreign securities when key information about foreign issuers may be inaccurate or unavailable. Political risk includes future political and economic developments, and the possible imposition of exchange controls or other foreign governmental laws and restrictions. In addition, with respect to certain countries, there is the possibility of expropriation of assets, confiscatory taxation, political or social instability or diplomatic developments, which could adversely affect investments in those countries. Other risks of investing in foreign securities include liquidity and valuation risks.

Certain countries also may impose substantial restrictions on investments in their capital markets by foreign entities, including restrictions on investments in issuers of industries deemed sensitive to relevant national interests. These factors may limit the investment opportunities available and result in a lack of liquidity and a high price volatility with respect to securities of issuers from developing countries.

Some countries require governmental approval for the repatriation of investment income, capital or the

proceeds of sales of securities by foreign investors. In addition, if there is a deterioration in a country's balance of payments or for other reasons, a country may impose temporary restrictions on foreign capital remittances abroad. Amounts repatriated prior to the end of specified periods may be subject to taxes as imposed by a foreign country.

(b) Risks Associated with Chilean Markets:

Investments in Chile may involve certain considerations and risks not typically associated with investments in the United States, including the possibility of future political and economic developments and the level of Chilean governmental supervision and regulation of its securities markets.

The Chilean securities markets are substantially smaller, less liquid and more volatile than the major securities markets in the United States. Consequently, acquisition and disposition of securities by the Fund may be inhibited. A significant proportion of the aggregate market value of equity securities listed on the Santiago Exchange are held by a small number of investors and are not publicly traded. This may limit the number of shares available for acquisition or disposition by the Fund.

9. Subsequent Events

Management has evaluated the need for disclosures and/or adjustments resulting from subsequent events through the date the financial statements were issued. Based on this evaluation, no adjustments were required to the Financial Statements as of December 31, 2010.

Aberdeen Chile Fund, Inc.

Report of Independent Registered Public Accounting Firm

To the Board of Directors and Shareholders of

Aberdeen Chile Fund, Inc.:

In our opinion, the accompanying statement of assets and liabilities, including the schedule of investments, and the related statements of operations and of changes in net assets and the financial highlights present fairly, in all material respects, the financial position of Aberdeen Chile Fund, Inc. (the Fund, formerly The Chile Fund, Inc.) at December 31, 2010, the results of its operations for the year then ended and the changes in its net assets and financial highlights for the periods presented, in conformity with accounting principles generally accepted in the United States of America. These financial statements are the responsibility of the Fund's management. Our responsibility is to express an opinion on these financial statements based on our audit. We conducted our audit of these financial statements in accordance with the standards of the Public Company Accounting Oversight Board (United States). Those standards require that we plan and perform the audit to obtain reasonable assurance about whether the financial statements are free of material misstatement. An audit includes examining, on a test basis, evidence supporting the amounts and disclosures in the financial statements, assessing the accounting principles used and significant estimates made by management, and evaluating the overall financial statement presentation. We believe that our audit, which included confirmation of securities at December 31, 2010 by correspondence with the custodian, provides a reasonable basis for our opinion.

Boston, Massachusetts
February 25, 2011

Tax Information (unaudited)

For the year ended December 31, 2010, the Fund designates approximately \$7,026, or up to the maximum amount of such dividends allowable pursuant to the Internal Revenue Code, as qualified dividend income eligible for reduced tax rates. These lower rates range from 5% to 15% depending on an individual's tax bracket. If the Fund pays a distribution during a calendar year, complete information will be reported in conjunction with Form 1099-DIV.

The Fund has made an election under Section 853 to pass through foreign taxes paid by the Fund to its shareholders. The amount of foreign taxes that were passed through to shareholders for the year ended December 31, 2010, was \$17,259. The amount of foreign source income was \$4,044,429. Shareholders should refer to their Form 1099-DIV to determine the amount includable on their respective tax returns for 2010.

During the year ended December 31, 2010, the Fund declared \$27,346,856 in dividends that were designated as long-term capital gains dividends.

Proxy Voting and Portfolio Holdings Information (unaudited)

Information regarding how the Fund voted proxies related to its portfolio securities during the 12-month period ended June 30 of each year, as well as the policies and procedures that the Fund uses to determine how to vote proxies relating to its portfolio securities are available:

- By calling 1-866-839-5205;

Edgar Filing: ABERDEEN CHILE FUND, INC. - Form N-CSR

- On the website of the Securities and Exchange Commission, www.sec.gov.

The Fund files a complete schedule of its portfolio holdings for the first and third quarters of its fiscal year with the SEC on Form N-Q. The Fund's Forms N-Q are available on the SEC's website at www.sec.gov and may be reviewed and copied at the SEC's Public Reference Room in Washington, DC. Information on the operation of the SEC's Public Reference Room may be obtained by calling 1-800-SEC-0330.

The Fund makes the information on Form N-Q available to shareholders on the Fund's website or upon request and without charge by calling Investor Relations toll-free at 1-866-839-5205.

Supplemental Information (unaudited)

Considerations in Approving Renewal of Management Agreement, Investment Advisory Agreement and Sub-Advisory Agreement

The Investment Company Act of 1940 (the Investment Company Act) and the terms of the investment advisory agreement (the Advisory Agreement) between the Aberdeen Chile Fund, Inc. (the Fund) and Aberdeen Asset Management Investment Services Limited (the Adviser) and the investment sub-advisory agreement (the Sub-Advisory Agreement) between the Fund and Celfin Capital Servicios Financieros S.A. (the Sub-Adviser) require that, following their initial two-year approval period, the agreements be approved annually at an in-person meeting by a majority of the Board of Directors (the Board), including a majority of the

Directors who have no direct or indirect interest in the investment advisory agreements and are not interested persons of the Fund, as defined in the Investment Company Act (the Independent Directors).

At its meeting on December 7, 2010, the Board voted unanimously to renew the Advisory Agreement between the Fund and the Adviser and the Sub-Advisory Agreement between the Fund and the Sub-Adviser. The Adviser and the Sub-Adviser are referred to collectively as the Advisers. The Advisory Agreement and the Sub-Advisory Agreement are collectively referred to as the Advisory Agreements. In connection

Aberdeen Chile Fund, Inc.

16

Supplemental Information (unaudited) (continued)

with its evaluation of the Advisory Agreements, the Board reviewed a broad range of information requested for this purpose and considered a variety of factors, including the following:

- (i) The nature, extent and quality of the services provided by the Advisers;
- (ii) The performance of the Fund;
- (iii) The management fee rate and the net total expense ratio of the Fund, both on an absolute basis and as compared both to a relevant peer group of funds and to fees charged by the Adviser to others;
- (iv) The extent to which economies of scale could be realized by the Adviser and shared with the shareholders;
- (v) The costs of services provided and profits realized by the Adviser;
- (vi) Other benefits realized by the Advisers from their relationship with the Fund; and
- (vii) Any other factors that the Board deemed relevant to its consideration.

In its review of information presented to the Board during the contract renewal process and throughout the year, the Board also considered knowledge gained from discussions with management leading up to and since the initial approval of the Advisory Agreements. The Independent Directors were represented by independent counsel throughout the review process and convened executive sessions without management present. In its deliberations, the Board did not identify any single factor that was all-important or controlling and each Director may have attributed different weights to the various factors.

Certain of the Board considerations outlined above are discussed in more detail below.

Nature, Extent and Quality of Services. The Board received and considered various data and information regarding the nature, extent and quality of services provided under the Advisory Agreements. The Board considered, among other things, information about the background and experience of senior management and investment personnel who were responsible for managing the Fund. The Board also received presentations from and participated in information sessions with senior investment personnel of the Adviser. The Board considered the information provided regarding the portfolio managers and other resources dedicated to the Fund and the investment philosophy and process followed by those individuals responsible for managing the Fund.

Edgar Filing: ABERDEEN CHILE FUND, INC. - Form N-CSR

The Board also evaluated the ability of the Advisers, based on their resources, reputation and other attributes,

to attract and retain qualified investment professionals. In this regard, the Board considered information regarding the general nature of the compensation structure applicable to portfolio managers and other key personnel.

In addition, the Board considered and evaluated materials and information received regarding the Adviser's investment and legal compliance program and record with respect to the U.S. registered closed-end funds managed by the Adviser. The Board met in-person with and received quarterly reports from the Fund's Chief Compliance Officer.

The Board considered the Sub-Advisor's history and experience with the Fund. The Board further considered the Sub-Advisor's resources dedicated to compliance. The Board also considered the Adviser's execution of its oversight responsibilities.

Furthermore, the Board received and considered information about the financial viability of the Advisers to satisfy itself that the Advisers had adequate resources to perform the services required under the Advisory Agreements.

Based on the foregoing and other relevant information reviewed, the Board concluded that, overall, the nature, extent and quality of the services provided to the Fund supported renewal of the Advisory Agreements.

Investment Performance. In addition to reports received at its regular quarterly meetings, the Board received and considered information on the performance history of the Fund, including comparisons to a Morningstar Category average and benchmark index returns over various time periods. The Board was provided with reports, independently prepared by Strategic Insight Mutual Fund Research and Consulting, LLC (Strategic Insight), which included a comprehensive analysis of the Fund's performance.

The Fund's performance was higher than or in-line with the performance of its benchmark index, the MSCI Chile Index, for the periods under review. Except for the 2004-2007 time periods, the Fund's performance was higher than the performance of the Morningstar Latin America Stock Category average. The Adviser discussed factors that contributed to the Fund's performance results. The Board took into account that the Adviser had only been managing the Fund since July 2009 and that the Adviser plans to gradually reposition the portfolio as part of the transition to the Adviser's investment approach. The Board concluded that it was generally satisfied with the Fund's performance and that the Adviser was taking appropriate actions to improve the Fund's performance.

Fees and Economies of Scale. The Board considered the management fee rate charged by the Adviser to the Fund. The Board received an analysis from Strategic Insight that compared the Fund's management

Supplemental Information (unaudited) (concluded)

fee rate to the management fee rate of a peer group of funds on a gross basis and on a net basis after taking into consideration any waivers or reimbursements. The Board noted that the gross management fee rate for the Fund was equal to the average and median gross management fee rates for its peer group. The Board also noted that the net management fee rate for the Fund was lower than the average net management fee rate and equal to the median net management fee rate of its peer group. Furthermore, the Board concluded that the contractual breakpoints utilized by the Fund adequately took into account potential economies of scale.

The Board also reviewed information prepared by Strategic Insight that showed that the Fund's net total expense ratio was higher than the average and median ratios of its peer group. The Board considered the differences between the Fund and the funds in the peer group and noted that the Fund was the only fund in the peer group that invested primarily in Chilean equity and debt securities. The Board noted that the most significant factor contributing to the Fund's expense results was the Fund's Other Expenses. The Board concluded that the Fund's expense results were primarily attributable to expenses for Chilean taxes for the repatriation process between Chile to the US for each quarterly distribution.

Costs of Services Provided and Profitability. The Board considered, among other things, the Adviser's estimates of its costs in providing advisory services to the Fund, and the Adviser's resulting profitability. Based on its review of the expense and profit information provided by the Adviser, the Board concluded that the profits earned by the Adviser from the Advisory Agreement were not excessive in light of the nature, extent and quality of services provided to the Fund.

The Board also received and considered a profit statement related to the Fund from the Sub-Adviser. The Board observed the costs of providing services to the Fund. The Board also noted that the sub-advisory fees are paid to the Sub-Adviser by the Adviser and not directly by the Fund. The Board noted that the fees paid to the Sub-Adviser had been negotiated at arm's length. Based on these factors, the Board concluded that the profits and other ancillary benefits that the Sub-Adviser received with regard to providing these services to the Fund were not excessive.

Information about Services to Other Clients. The Board considered information about the nature and extent of services and fee rates offered by the Adviser to other clients, including other registered investment companies and separate accounts. The Board considered that the Adviser was subject to a broader and more extensive regulatory regime in connection with management of the Fund compared to the Adviser's management of unregistered or institutional accounts. The Board concluded that the fee rate under the Advisory Agreement was not excessive relative to these other fee rates, given its understanding of similarities and differences in the nature and extent of services offered and other factors.

Fall-Out Benefits and Other Factors. The Board also considered information regarding potential fall-out or ancillary benefits that could be realized by the Advisers as a result of their relationship with the Fund. In this regard, the Board concluded that the Adviser and its affiliates may derive reputational benefits from their association with the Fund. The Board also noted, however, that such benefits were difficult to quantify with certainty.

Additionally, the Board considered that the Adviser does not use soft dollars. The Board noted that the Adviser may enter into commission sharing arrangements with certain brokers for the receipt of goods or services that relate to the execution of trades or the provision of research. The Board considered the Adviser's representations that it evaluates its commission sharing arrangements for compliance with US regulations, particularly, with respect to the safe harbor contained in Section 28(e) of the Securities Exchange Act of 1934 and for compliance with its best execution obligations.

* * * * *

Edgar Filing: ABERDEEN CHILE FUND, INC. - Form N-CSR

After an evaluation of the above-described factors and based on its deliberations and analysis of the information provided and alternatives considered, the Board, including all of the Independent Directors, concluded that approval of the Advisory Agreements are in the best interest of the Fund and its shareholders. Accordingly, the Board unanimously approved the Advisory Agreements.

Aberdeen Chile Fund, Inc.

Management of the Fund (unaudited)

The names of the Directors and Officers of the Fund, their addresses, ages, and principal occupations during the past five years are provided in the tables below. Directors that are deemed interested persons (as that term is defined in Section 2(a)(19) of the Investment Company Act of 1940, as amended) of the Fund are included in the table below under the heading Interested Directors. The Fund currently has no Interested Directors. Directors who are not interested persons, as described above, are referred to in the table below under the heading Independent Directors.

Board of Directors Information

Name, Address and Age	Position(s) Held With the Fund	Term of Office and Length of Time Served	Principal Occupation(s) During Past Five Years	Number of Funds in Fund Complex* Overseen by Director	Other Directorships Held by Director
Independent Directors					
Enrique R. Arzac c/o Aberdeen Asset Management Inc. Attn: US Legal 1735 Market Street, 32nd Floor, Philadelphia, PA 19103 Age: 69	Chairman of the Board of Directors, Nominating Committee Chairman and Audit and Valuation Committee Member	Since 1996; Chairman since 2005; current term ends at the 2012 annual meeting	Professor of Finance and Economics, Graduate School of Business, Columbia University (1971-Present.)	5	Director of Epoch Holding Corporation; Director of The Adams Express Company; Director of Petroleum and Resources Corporation; Director of Mirae Asset Management Funds (6 funds); Director of Credit Suisse Funds (13)
James J. Cattano c/o Aberdeen Asset Management Inc. Attn: US Legal 1735 Market Street, 32nd Floor, Philadelphia, PA 19103 Age: 67	Director, Nominating Committee Member and Audit and Valuation Committee Chairman	Since 1989; current term ends at the 2011 annual meeting	President, Primary Resources Inc. (agricultural and raw materials) (October 1996-Present)	5	Director of Credit Suisse Asset Management Income Fund, Inc.; Director of Credit Suisse High Yield Bond Fund
Lawrence J. Fox c/o Aberdeen Asset Management Inc. Attn: US Legal 1735 Market Street, 32nd Floor, Philadelphia, PA 19103 Age: 67	Director, Nominating and Audit and Valuation Committee Member	Since 2006; current term ends at the 2013 annual meeting	Partner, Drinker Biddle & Reath (law firm) (1972-Present) Lecturer at Yale Law School (2009-Present); Lecturer at Harvard Law School (2007-Present)	4	Director of Credit Suisse Asset Management Income Fund, Inc. and Director of Credit Suisse High Yield Bond Fund

Edgar Filing: ABERDEEN CHILE FUND, INC. - Form N-CSR

<p>Steven N. Rappaport c/o Aberdeen Asset Management Inc. Attn: US Legal 1735 Market Street, 32nd Floor, Philadelphia, PA 19103</p>	<p>Director, Nominating and Audit and Valuation Committee Member</p>	<p>Since 2003; current term ends at the 2011 annual meeting</p>	<p>Partner of Lehigh Court, LLC (private investment firm) and RZ Capital LLC (private investment firm) (January 2004-Present)</p>	<p>5</p>	<p>Director of iCAD, Inc.; Director of Presstek, Inc.; Director of Credit Suisse Funds (13)</p>
<p>Age: 62</p>					
<p>Martin M. Torino c/o Aberdeen Asset Management Inc. Attn: US Legal 1735 Market Street, 32nd Floor, Philadelphia, PA 19103</p>	<p>Director, Nominating and Audit and Valuation Committee Member</p>	<p>Since 2005; current term ends at the 2013 annual meeting</p>	<p>President of TA USA (agriculture sector) (May 1991-Present) President of Rio Chalchoqui SA (food and beverage) (June 2007-Present) and President of Expreso Morell SA (manufacturing) (December 2009-Present)</p>	<p>3</p>	<p>Director of San Lucas S.A.</p>
<p>Age: 61</p>					

* Aberdeen Asia-Pacific Income Fund, Inc., Aberdeen Australia Equity Fund, Inc., Aberdeen Global Income Fund, Inc., Aberdeen Emerging Markets Telecommunications and Infrastructure Fund, Inc., Aberdeen Israel Fund, Inc., Aberdeen Indonesia Fund, Inc., Aberdeen Latin America Equity Fund, Inc. and the Aberdeen Funds have a common Investment Manager and/or Investment Adviser with the Fund, or an investment adviser that is affiliated with the Investment Manager and Investment Adviser with the Fund, and may thus be deemed to be part of the same Fund Complex as the Fund.

Management of the Fund (unaudited) (continued)

Information Regarding Officers who are not Directors

Name, Address and Age <u>Officers</u>	Position(s) Held With the Fund	Term of Office*** and Length of Time Served	Principal Occupation(s) During Past Five Years
<p>Christian Pittard* c/o Aberdeen Asset Management Inc. Attn: US Legal 1735 Market Street, 32nd Floor, Philadelphia, PA 19103</p> <p>Age: 37</p>	President	Since July 2009	<p>Currently, Group Head of Product Development, Collective Funds for Aberdeen Asset Management Investment Services Limited (AAMISL) (since 2008). Previously, Director and Vice President (from 2006 to 2008), Chief Executive Officer (from October 2005 to September 2006) and employee (since June 2005) of Aberdeen Asset Management Inc. (AAMI); Member of Executive Management Committee of Aberdeen Asset Management PLC (since August 2005); Managing Director of Aberdeen Asset Managers (C.I.) Limited (from 2000 to June 2005); Managing Director of Aberdeen Private Wealth Management Limited (affiliate of the Fund's investment adviser) (from 2000 to May 2005).</p>
<p>Jennifer Nichols* c/o Aberdeen Asset Management Inc. Attn: US Legal 1735 Market Street, 32nd Floor, Philadelphia, PA 19103</p> <p>Age: 32</p>	Vice President and Chief Compliance Officer	Since July 2009 (Vice President); Since September 2010 (Chief Compliance Officer)	<p>Currently, Director, Vice President and Head of Legal Americas for AAMI (since 2010). Ms. Nichols joined AAMI in October 2006. Previously was an associate attorney in the Financial Services Group of Pepper Hamilton LLP (law firm) (from 2003 to 2006).</p>
<p>Andrea Melia* c/o Aberdeen Asset Management Inc. Attn: US Legal 1735 Market Street, 32nd Floor, Philadelphia, PA 19103</p> <p>Age: 41</p>	Treasurer and Chief Financial Officer	Since November 2009	<p>Currently, Vice President and Head of Fund Accounting for AAMI (since 2009). Prior to joining Aberdeen, Ms. Melia was Director of Fund Administration and accounting oversight for Princeton Administrators LLC, a division of BlackRock Inc. and had worked with Princeton Administrators since 1992.</p>
<p>Megan Kennedy* c/o Aberdeen Asset Management Inc. Attn: US Legal 1735 Market Street, 32nd Floor, Philadelphia, PA 19103</p> <p>Age: 36</p>	Vice President and Secretary	Since July 2009	<p>Currently, Head of Product Management for AAMI (since 2009.) Ms. Kennedy joined AAMI in 2005 as a Senior Fund Administrator. Ms. Kennedy was promoted to Assistant Treasurer Collective Funds/North American Mutual Funds in February 2008 and promoted to Treasurer Collective Funds/North American Mutual Funds in July 2008.</p>
<p>William Baltrus* c/o Aberdeen Asset Management Inc. Attn: US Legal 1735 Market Street, 32nd Floor, Philadelphia, PA 19103</p>	Vice President	Since July 2009	<p>Currently, Head of Investor Services for AAMI (since 2009). Prior to joining AAMI in November 2007, he was Vice President of Administration for Nationwide Funds Group (from 2000 to 2007.)</p>

Edgar Filing: ABERDEEN CHILE FUND, INC. - Form N-CSR

Age: 43

Alan Goodson*

c/o Aberdeen Asset Management Inc.
Attn: US Legal
1735 Market Street, 32nd Floor,
Philadelphia, PA 19103

Vice President

Since July 2009

Currently, Head of Product and Vice President of AAMI (since 2005.) Head of Finance (from 2000 to May 2005) and Company Secretary (from 2001 to May 2005) of Aberdeen Private Wealth Management Limited; Finance Director and Company Secretary of Aberdeen Asset Managers Jersey Limited (from 2002 to November 2005); Company Secretary of Aberdeen Asset Managers (C.I.) Limited (from 2001 to June 2005).

Age: 36

Joanne Irvine

c/o Aberdeen Asset Management Inc.
Attn: US Legal
1735 Market Street, 32nd Floor,
Philadelphia, PA 19103

Vice President

Since July 2009

Currently, Head of Emerging Markets Ex. Asia on the global emerging markets equities team in London (since 1997.) Ms. Irvine joined Aberdeen in 1996 in a group development role.

Age: 42

Aberdeen Chile Fund, Inc.

Management of the Fund (unaudited) (concluded)

Name, Address and Age	Position(s) Held With the Fund	Term of Office*** and Length of Time Served	Principal Occupation(s) During Past Five Years
Devan Kaloo c/o Aberdeen Asset Management Inc. Attn: US Legal 1735 Market Street, 32nd Floor, Philadelphia, PA 19103	Vice President	Since July 2009	Currently, serves as Head of Global Emerging Markets (since 2005.) Mr. Kaloo joined Aberdeen in 2000 on the Asian portfolio team before becoming responsible for the Asian ex Japan region as well as regional portfolios within emerging market mandates and technology stocks.
Age: 38			
Lucia Sitar* c/o Aberdeen Asset Management Inc. Attn: US Legal 1735 Market Street, 32nd Floor, Philadelphia, PA 19103	Vice President	Since July 2009	Currently, U.S. Counsel for AAMI (since 2007.) Ms. Sitar joined AAMI in July 2007. Prior to that, Ms. Sitar was an associate attorney in the Investment Management Group of Stradley Ronon Stevens & Young LLP (law firm) (2000-2007).
Age: 39			
Tim Sullivan* c/o Aberdeen Asset Management Inc. Attn: US Legal 1735 Market Street, 32nd Floor, Philadelphia, PA 19103	Vice President	Since July 2009	Currently, Head of Product Development for AAMI (since 2009.) Mr. Sullivan joined Aberdeen Asset Management Inc. in 2000.
Age: 49			
Hugh Young** c/o Aberdeen Asset Management Inc. Attn: US Legal 1735 Market Street, 32nd Floor, Philadelphia, PA 19103	Vice President	Since July 2009	Currently, a member of the Executive Management Committee of Aberdeen Asset Management PLC (since 1991.) He has been Managing Director of Aberdeen Asset Management Asia Limited (AAMAL), since 1991. Mr. Young also served as a Director of Aberdeen Asset Managers (C.I.) Limited from 2000 to June 2005 and a Director of AAMAL since 2000.
Age: 52			

* Messrs. Pittard, Baltrus, Goodson and Sullivan and Meses. Nichols, Melia, Kennedy and Sitar hold officer position(s) in one or more of the following: Aberdeen Asia-Pacific Income Fund, Inc., Aberdeen Global Income Fund, Inc., Aberdeen Australia Equity Fund, Inc., Aberdeen Emerging Markets Telecommunications and Infrastructure Fund, Inc., Aberdeen Israel Fund, Inc., Aberdeen Indonesia Fund, Inc., Aberdeen Latin America Equity Fund, Inc. and the Aberdeen Funds, each of which may also be deemed to be a part of the same Fund Complex.

** Mr. Young serves as an Interested Director on the Aberdeen Australia Equity Fund, Inc. which has an investment adviser that is affiliated with the Investment Adviser, and may thus be deemed to be part of the same Fund Complex as the Fund.

*** Officers of the Fund serve at the pleasure of the Board.

[THIS PAGE INTENTIONALLY LEFT BLANK]

Corporate Information

Directors

Enrique R. Arzac, *Chairman*
James J. Cattano
Lawrence J. Fox
Steven N. Rappaport
Martin M. Torino

Officers

Christian Pittard, *President*
Jennifer Nichols, *Vice President and Chief Compliance Officer*
Andrea Melia, *Treasurer and Chief Financial Officer*
Megan Kennedy, *Vice President and Secretary*
William Baltrus, *Vice President*
Alan Goodson, *Vice President*
Joanne Irvine, *Vice President*
Devan Kaloo, *Vice President*
Lucia Sitar, *Vice President*
Tim Sullivan, *Vice President*
Hugh Young, *Vice President*

Investment Adviser

Aberdeen Asset Management Investment Services Limited
Bow Bells House
1 Bread Street
London, United Kingdom
EC4M 9HH

Investment Sub-Adviser

Celfin Capital Servicios Financieros S.A.
Apoquindo 3721, Piso 19
Santiago, Chile

Administrator & Custodian

Brown Brothers Harriman & Co.
40 Water Street
Boston, MA 02109

Shareholder Servicing Agent

Computershare Trust Company, N.A.
P.O. Box 43078
Providence, RI 02940

Independent Registered Public Accounting Firm

PricewaterhouseCoopers LLP
125 High Street
Boston, MA 02110

Legal Counsel

Willkie Farr & Gallagher LLP
787 Seventh Avenue
New York, NY 10019

Investor Relations

Aberdeen Asset Management Inc.
1735 Market Street, 32nd Floor
Philadelphia, PA 19103
1-866-839-5205
InvestorRelations@aberdeen-asset.com

Aberdeen Asset Management Investment Services Limited

Notice is hereby given in accordance with Section 23(c) of the Investment Company Act of 1940 that the Fund may purchase, from time to time, shares of its common stock in the open market.

Shares of Aberdeen Chile Fund, Inc. are traded on the NYSE Amex Exchange under the symbol CH . Information about the Fund's net asset value and market price is available at www.aberdeench.com.

This report, including the financial information herein, is transmitted to the shareholders of Aberdeen Chile Fund, Inc. for their general information only. It does not have regard to the specific investment objectives, financial situation and the particular needs of any specific person. Past performance is no guarantee of future returns.

Item 2. Code of Ethics.

As of December 31, 2010, the Registrant has adopted a code of ethics that applies to the Registrant's principal executive officer, principal financial officer, principal accounting officer or controller, or persons performing similar functions (the Code of Ethics). A Copy of the Code of Ethics is filed with this Form N-CSR as Exhibit 12(a)(1). During the period covered by this report, there were no material changes to or waivers of the provisions of the Code of Ethics.

Item 3. Audit Committee Financial Expert.

The Board of the Directors of the Registrant has determined that each of the following members of its Audit and Valuation Committee qualify as an Audit Committee Financial Expert, as that term is defined in Item 3 of Form N-CSR: Enrique R. Arzac and Steven N. Rappaport. Mr. Arzac and Mr. Rappaport are both considered by the Board to be Independent Directors, as that term is defined in Item 3 of Form N-CSR.

Item 4. Principal Accountant Fees and Services.

(a) through (d). Below is a table reflecting the fee information requested in Items 4(a) through (d):

Fiscal Year Ended	(a) Audit Fees	(b)1 Audit Related Fees	(c) 2 Tax Fees	(d) 3 All Other Fees
December 31, 2010	\$41,300	\$3,300	\$3,700	\$68,960
December 31, 2009 4	\$41,300	\$3,300	\$3,700	\$36,000

(1) Services include agreed-upon procedures in connection with the Registrant's semi-annual financial statements (\$3,300 in 2009 and \$3,300 in 2010).

(2) Services include tax services in connection with the Registrant's excise tax calculations and review of the Registrant's applicable tax returns.

(3) Services include work done in connection with Chilean distributions.

(4) Effective July 1, 2009, Aberdeen Asset Management Investment Services Limited (AAMISL or the Investment Adviser) began serving as the Fund's investment adviser with respect to all investments. The Board of Directors approved the continuation of the engagement with the principal accountant prior to AAMISL assuming advisory services.

Edgar Filing: ABERDEEN CHILE FUND, INC. - Form N-CSR

(e) Below are the Registrant's Pre-Approval Policies and Procedures

(1) Pre-Approval Policies and Procedures. The Audit and Valuation Committee (Committee) of the registrant is responsible for pre-approving (i) all audit and permissible non-audit services to be provided by the independent registered public accounting firm to the registrant and (ii) all permissible non-audit services to be provided by the independent registered public accounting firm to Aberdeen and any Covered Services Provider if the engagement relates directly to the operations and financial reporting of the registrant. The Committee may delegate its responsibility to pre-approve any such audit and permissible non-audit services to one or more of its members (the Delegate), and the Delegate shall report to the Committee, at its next regularly scheduled meeting after the Delegate's pre-approval of such services, his or her decision(s). The Committee may also establish detailed pre-approval policies and procedures for pre-approval of such services in accordance with applicable laws, including the delegation of some or all of the Committee's pre-approval responsibilities to other persons (other than Aberdeen or the registrant's officers). Pre-approval by the Committee of any permissible non-audit services shall not be required so long as: (i) the aggregate amount of all such permissible non-audit services provided to the registrant, Aberdeen and any Covered Services Provider

constitutes not more than 5% of the total amount of revenues paid by the registrant to its independent registered public accounting firm during the fiscal year in which the permissible non-audit services are provided; (ii) the permissible non-audit services were not recognized by the registrant at the time of the engagement to be non-audit services; and (iii) such services are promptly brought to the attention of the Committee and approved by the Committee (or its delegate(s)) prior to the completion of the audit.

(2) None of the services described in each of paragraphs (b) through (d) of this Item were approved by the Audit and Valuation Committee pursuant to Rule 2-01(c)(7)(i)(C) of Regulation S-X.

(f) Not Applicable.

(g) Non-Audit Fees

The aggregate fees billed by PricewaterhouseCoopers LLP (PwC) for non-audit services rendered to the Registrant, the Registrant's investment adviser and any entity controlling, controlled by, or under common control with the investment adviser that provided ongoing services to the Registrant (Covered Service Providers) for the fiscal year ended December 31, 2009 was \$1,552,000. The aggregate fees billed by PwC for non-audit services rendered to the Registrant, the Registrant's investment adviser and any Covered Service Providers for the fiscal year ended December 31, 2010 was \$1,086,608.

(h) The Registrant's Audit and Valuation Committee of the Board of Directors has considered whether the provision of non-audit services that were rendered to the Registrant's investment adviser (not including any subadviser whose role is primarily portfolio management and is subcontracted with or overseen by another investment adviser), and any Covered Service Providers that were not pre-approved pursuant to paragraph (c)(7)(ii) of Rule 2-01 of Regulation S-X is compatible with maintaining the principal accountant's independence and has concluded that it is.

Item 5. Audit Committee of Listed Registrants.

(a) The Registrant has a separately designated standing Audit and Valuation Committee established in accordance with Section 3(a)(58)(A) of the Securities Exchange Act of 1934, as amended.

For the fiscal year ended December 31, 2010, the Audit and Valuation Committee members were:

Enrique R. Arzac

James Cattano

Lawrence J. Fox

Steven N. Rappaport

Martin Torino

(b) Not applicable

Item 6. Schedule of Investments.

(a) Included as part of the Report to Shareholders filed under Item 1 of this Form N-CSR.

(b) Not applicable.

Item 7. Disclosure of Proxy Voting Policies and Procedures for Closed-End Management Investment Companies.

Pursuant to the Registrant's Proxy Voting Policy and Procedures, the Registrant has delegated responsibility for its proxy voting to its Investment Adviser, provided that the Registrant's Board of Directors has the opportunity to periodically review the Investment Adviser's proxy voting policies and

material amendments thereto. The Registrant's Board of Directors approved the proxy voting policies of the Investment Adviser in June 2009.

The proxy voting policies of the Registrant are referenced in Exhibit A and the Investment Adviser are referenced in Exhibit B.

Item 8. Portfolio Managers of Closed-End Management Investment Companies.

(a)

(1) The information in the table below is as of December 31, 2010.

<u>Individual & Position</u>	<u>Services Rendered</u>	<u>Past Business Experience</u>
Devan Kaloo, Head of Global Emerging Markets	Head of global emerging markets, responsible for the London based Global Emerging Markets team, which manages Latin America and EMEA equities, and also has oversight of GEM input from the Asia team based in Singapore.	Joined Aberdeen in 2000 on the Asian portfolio team before becoming responsible for the Asian ex Japan region as well as regional portfolios within emerging market mandates and technology stocks. Previously, worked for Martin Currie on the North American desk before transferring to the global asset allocation team and then Asian portfolios.
Andy Brown, Investment Manager	Responsible for investment management on the global emerging markets equities team.	Joined Aberdeen in May of 2005 after graduation from St. Andrews University, Scotland.
Stephen Parr, Investment Manager	Responsible for investment management on the global emerging markets equities team.	Joined Aberdeen in July 2009 via the acquisition of Credit Suisse Asset Management. Currently an investment manager. Previously, Mr. Parr worked for Energis Communications as Head of Strategy. Prior to that he worked for Ernst & Young Management Consultants as a Managing Consultant.
Fiona Manning, Investment Manager	Responsible for investment management on the global emerging markets equities team.	Joined Aberdeen in 2005 via the acquisition of Deutsche Asset Management's London and Philadelphia fixed income businesses.
Nick Robinson, Head of Brazilian Equities	Responsible for investment management on the global emerging markets equity team and Director of Aberdeen's operations in São Paulo.	Joined Aberdeen in 2000 and spent eight years on the North American Equities desk, including three years based in Aberdeen's US offices. In 2008 he returned to London to join the global emerging markets equities team. Nick relocated to São Paulo in 2009.

(2)

Name of Portfolio Manager	Registered Investment Companies Managed by Portfolio Manager		Pooled Investment Vehicles Managed by Portfolio Manager		Other Accounts Managed by Portfolio Manager	
	Number of Accounts	FUM USD(\$M)	Number of Accounts	FUM USD(\$M)	Number of Accounts	FUM USD(\$M)
Devan Kaloo	9	4,493.40	18	21,286.62	501	17,099.3
Andy Brown	9	4,493.40	18	21,286.62	501	17,099.3
Stephen Parr	9	4,493.40	18	21,286.62	501	17,099.3
Fiona Morrison	9	4,493.40	18	21,286.62	501	17,099.3
Nick Robinson	9	4,493.40	18	21,286.62	501	17,099.3

Total Assets are as of December 31, 2010 and have been translated into U.S. dollars at a rate of £1.00 = \$1.56565.

(1) There were 6 accounts (with assets under management totaling approximately \$1,936.32m) with respect to which part of the advisory fee is based on the performance of the account.

The portfolio managers' management of other accounts may give rise to potential conflicts of interest in connection with their management of the Fund's investments, on the one hand, and the investments of the other accounts, on the other. The other accounts may have the same investment objective as the Fund. Therefore, a potential conflict of interest may arise as a result of the identical investment objectives, whereby the portfolio manager could favor one account over another. However, the Investment Adviser believes that these risks are mitigated by the fact that: (i) accounts with like investment strategies managed by a particular portfolio manager are generally managed in a similar fashion, subject to exceptions to account for particular investment restrictions or policies applicable only to certain accounts, differences in cash flows and account sizes, and similar factors; and (ii) portfolio manager personal trading is monitored to avoid potential conflicts. In addition, the Investment Adviser has adopted trade allocation procedures that require equitable allocation of trade orders for a particular security among participating accounts.

In some cases, another account managed by the same portfolio manager may compensate Aberdeen based on the performance of the portfolio held by that account. The existence of such a performance-based fee may create additional conflicts of interest for the portfolio manager in the allocation of management time, resources and investment opportunities.

Another potential conflict could include instances in which securities considered as investments for the Fund also may be appropriate for other investment accounts managed by the Investment Adviser or its affiliates. Whenever decisions are made to buy or sell securities by the Fund and one or more of the other accounts simultaneously, the Investment Adviser may aggregate the purchases and sales of the securities and will allocate the securities transactions in a manner that it believes to be equitable under the circumstances. As a result of the allocations, there may be instances where the Fund will not participate in a transaction that is allocated among other accounts. While these aggregation and allocation policies could have a detrimental effect on the price or amount of the securities available to the Fund from time to time, it is the opinion of the Investment Adviser that the benefits from the Investment Adviser organization outweigh any disadvantage that may arise from exposure to simultaneous transactions. The Fund has adopted policies that are designed to eliminate or minimize conflicts of interest, although there is no guarantee that procedures adopted under such policies will detect each and every situation in which a conflict arises.

(3) The following is a description of the compensation structure for portfolio managers employed by Aberdeen Asset Management PLC and its subsidiaries, including the Registrant's Investment Adviser (collectively, the Aberdeen Group) as of December 31, 2010.

The Aberdeen Group recognizes the importance of compensation in attracting and retaining talent and has structured remuneration to include an attractive base salary, a discretionary bonus that is directly linked to one's contribution to the overall success of the Aberdeen Group and a long-term incentive plan for key staff members comprised of a mixture of cash, options, and shares. Overall compensation packages are designed to be competitive relative to investment management industry standards.

The compensation policy has been designed to deliver additional rewards through appropriate incentive schemes, both annual and long term. These are directly linked to performance at both a corporate and an individual level. The policy seeks to reward performance in a manner which aligns the interests of clients, shareholders and executives.

Each Aberdeen Group member recognizes that any remuneration policy must be sufficiently flexible to take into account any changes in the business environment. In accordance with this need for flexibility, the Aberdeen Group takes into account the overall competitiveness of the total remuneration package of all senior executives including some portfolio managers. When justified by performance, the at risk performance elements will form the most significant element of total remuneration for executive officers and senior employees.

Base Salary

The base salary is determined by prevailing market conditions and the compensation for similar positions across the industry. The Aberdeen Group uses industry compensation surveys as a tool in determining each portfolio manager's base salary.

Annual Bonus

The Aberdeen Group's policy is to recognize corporate and individual achievements each year through an appropriate bonus scheme. The aggregate incentive compensation pool each year is determined by the Board of the parent company, Aberdeen PLC, and is dependent on each member of the Aberdeen Group's overall performance and profitability. The pool is comprised of a base level plus an agreed proportion of each member of the Aberdeen Group's profitability.

Staff performance is reviewed formally once a year. The review process evaluates the various aspects that the individual has contributed to the Aberdeen Group, and specifically, in the case of portfolio managers, to the relevant investment team. Discretionary bonuses are based on a combination of both the team and the individual's performance. Overall participation in team meetings, generation of original research ideas and contribution to presenting the team externally are also evaluated. Discretionary bonuses are not formally laid down and generally range from 10% to 50% of annual salary for portfolio managers.

In the calculation of the portfolio management team's bonus, the Aberdeen Group takes into consideration investment matters (which include the performance of funds, adherence to the company investment process, and quality of company meetings) as well as more subjective issues such as team participation and effectiveness at client presentations. The split between the two will vary but generally 80% of bonus will be determined by investment related matters, the remaining 20% will be more subjective in nature. Each Fund's performance is judged against the benchmark over a broad time frame invested to capture relevant performance.

Portfolio manager performance on investment matters are judged over all of the accounts the portfolio manager contributes to and is documented in the appraisal process. A combination of the team's and individual's performance is considered and evaluated.

Although performance is not a substantial portion of a portfolio manager's compensation, the Aberdeen Group also recognizes that fund performance can often be driven by factors outside one's control, such as (irrational) markets, and as such pays attention to the effort by portfolio managers to ensure integrity of our core process by sticking to disciplines and processes set, regardless of

momentum and hot themes. Short-terming is thus discouraged and trading-oriented managers will thus find it difficult to thrive in the Aberdeen Group's environment. Additionally, if any of the aforementioned undue risks were to be taken by a portfolio manager, such trend would be identified via Aberdeen's dynamic compliance monitoring system.

Long-Term Incentives

As part of an effective remuneration package, a long-term incentive plan is used to structure the package so as to retain, motivate, and reward key staff members with a view to improving their performance and thereby increasing the value of the Aberdeen Group for the benefit of shareholders. Long-term incentive plans can be either cash or share based and typically vest over a three year period.

(4)

(a)

Individual

Dollar Range of Equity Securities in the Registrant Beneficially Owned by the Portfolio Manager as of December 31, 2010

Devan Kaloo	None
Andy Brown	None
Stephen Parr	None
Fiona Manning	None
Nick Robinson	None

(b) Not applicable.

Item 9. Purchases of Equity Securities by Closed-End Management Investment Company and Affiliated Purchasers.

Period	(a) Total Number of Shares Purchased	(b) Average Price Paid per Share	(c) Total Number of Shares Purchased as Part of Publicly Announced Plans or Programs	(d) Maximum Number of Shares that May Yet Be Purchased Under the Plans or Programs
January 1, 2010 through January 31, 2010	0	0	0	0

Edgar Filing: ABERDEEN CHILE FUND, INC. - Form N-CSR

February 1, 2010 through February 28, 2010	0	0	0	0
March 1, 2010 through March 31, 2010	0	0	0	0
April 1, 2010 through April 30, 2010	0	0	0	0
May 1, 2010 through May 31, 2010	0	0	0	0
June 1, 2010 through June 30, 2010	2,542,026(A)	\$17.82	2,542,026(A)	0
July 1, 2010 through	0	0	0	0

July 31, 2010				
August 1, 2010				
through	0	0	0	0
August 31, 2010				
September 1, 2010				
through	0	0	0	0
September 30, 2010				
October 1, 2010				
through	0	0	0	0
October 31, 2010				
November 1, 2010				
through	0	0	0	0
November 30, 2010				
December 1, 2010				
through	0	0	0	0
December 31, 2010				
Total	2,542,026(A)	\$17.82	2,542,026(A)	0

(A) On April 30, 2010, the Fund commenced a cash tender offer for up to 2,542,026 shares, representing approximately 25% of the Fund's outstanding shares, at a price equal to 99% of the Fund's NAV per share determined on the business day immediately following the day the tender offer expired. The cash tender offer expired at 11:59 p.m. EDT on May 28, 2010. For more information, see the Fund's Annual Report in Item 1.

Item 10. Submission of Matters to a Vote of Security Holders.

During the period ended December 31, 2010, there were no material changes to the procedures by which shareholders may recommend nominees to the Registrant's Board of Directors.

Item 11. Controls and Procedures.

(a) It is the conclusion of the Registrant's principal executive officer and principal financial officer that the effectiveness of the Registrant's current disclosure controls and procedures (such disclosure controls and procedures having been evaluated within 90 days of the filing) provide reasonable assurance that the information required to be disclosed by the Registrant has been recorded, processed, summarized and reported within the time period specified by the Commission's rules and forms and that the information required to be disclosed by the Registrant has been

Edgar Filing: ABERDEEN CHILE FUND, INC. - Form N-CSR

accumulated and communicated to the Registrant's principal executive officer and principal financial officer in order to allow timely decisions regarding required disclosure.

(b) There were no changes in the Registrant's internal control over financial reporting that occurred during the second fiscal quarter of the period covered by this report that have materially affected, or are reasonably likely to materially affect, the registrant's internal control over financial reporting.

Item 12. Exhibits.

(a)(1) Registrant's Code of Ethics is an exhibit to this report.

(a)(2) The certifications of the registrant as required by Rule 30a-2(a) under the Act are exhibits to this report.

(a)(3) Not applicable.

(b) The certifications of the registrant as required by Rule 30a-2(b) under the Act are an exhibit to this report.

SIGNATURES

Pursuant to the requirements of the Securities Exchange Act of 1934 and the Investment Company Act of 1940, the Registrant has duly caused this report to be signed on its behalf by the undersigned, thereunto duly authorized.

By: /s/ Christian Pittard

Christian Pittard,

President of

Aberdeen Chile Fund, Inc.

Date: March 7, 2011

Pursuant to the requirements of the Securities Exchange Act of 1934 and the Investment Company Act of 1940, this report has been signed below by the following persons on behalf of the Registrant and in the capacities and on the dates indicated.

Aberdeen Chile Fund, Inc.

By: /s/ Christian Pittard

Christian Pittard,

President of

Aberdeen Chile Fund, Inc.

Date: March 7, 2011

By: /s/ Andrea Melia

Andrea Melia,

Treasurer and Chief Financial Officer of

Aberdeen Chile Fund, Inc.

Date: March 7, 2011

EXHIBIT LIST

12(a)(1) Code of Ethics

12(a)(2) Rule 30a-2(a) Certifications

12(b) Rule 30a-2(b) Certifications

A Registrant's Proxy Voting Policies

B Investment Adviser's Proxy Voting Policies
